24

panthers
panthers
panthers
panthers
panthers

milwaukee

baseball

for the mke

panthers

2024 MILWAUKEE PANTHERS

Q PHILLIPS
JR • 5-10 • OF
ELM GROVE, WIS.

GABE ROESSLER
JR • 6-1 • SS
ROCKTON, ILL.

EVAN BAPTISTE
SO • 6-0 • OF
HOFFMAN ESTATES, ILL.

SEAN TILLMON
GR • 6-0 • INF
PLAINFIELD, ILL.

ANDREW CHAPMAN
R-SO • 5-11 • OF
WATERFORD, WIS.

ZACH LANE
SR • 6-0 • 3B
INDIANAPOLIS, IND.

DALLAN QUIGLEY
SR • 5-8 • OF
LUBBOCK, TEXAS

TEIGE LETHERT
JR • 6-4 • C
WOODBURY, MINN.

ANDREW JIMENEZ
R-SO • 6-2 • INF
SOUTH ELGIN, ILL.

COLE SPITZER
FR • 5-10 • P
ST. PAUL, MINN.

TRISTAN ARNOLD
FR • 6-0 • P
MUKWONAGO, WIS.

MIKE SULLIVAN
R-JR • 6-2 • P
WHEATON, ILL.

CAMDEN KUHNKE
FR • 6-2 • SS/P
HORTONVILLE, WIS.

TYLER DELESKIEWICZ
SO • 6-5 • P
GENOA CITY, WIS.


JOHNNY KELLIHER
R-JR • 6-5 • P
WAUKESHA, WIS.

LOGAN DOBBERSTEIN
R-FR • 6-6 • P
PEWAUKEE, WIS.

DJ KOJIS
SO • 6-3 • P
WHITEFISH BAY, WIS.


OWEN RICE
JR • 6-6 • P
EAST TROY, WIS.

LUKE HANSEL
SR • 6-0 • P
CALEDONIA, WIS.

TYLER BICKERS
JR • 6-0 • INF
MACOMB, ILL.

LUKE SMOCK
SO • 6-1 • INF
MONTICELLO, IND.

TAI WALTON
R-JR • 6-0 • OF
LA CANADA, CALIF.

ISAAC WENZEL
R-JR • 6-1 • P
MINNETONKA, MINN.

KEAGON KAUFMANN
JR • 6-0 • P
DEFOREST, WIS.

THOMAS OTTO
R-JR • 6-2 • C
NEENAH, WIS.

BEN BUEHRING
SO • 6-3 • C
OSHKOSH, WIS.

CARSON HANSEN
SO • 6-2 • OF
PEWAUKEE, WIS.

GAVIN THEIS
R-SO • 6-3 • P
SUSSEX, WIS.

JAMES SEVERSON
SR • 6-0 • P
WESTERN SPRINGS, ILL.

JUSTIN HAUSSER
JR • 6-1 • 1B
DEFOREST, WIS.

RILEY PETERSON
FR • 6-0 • P
VERONA, WIS.

JOSHY KOSKY
R-JR • 6-10 • P
BATAVIA, ILL.

LOGAN SNOW
GR • 6-6 • P
BELMONT, CALIF.


ADRIAN MONTILVA
SR • 5-10 • P
BARQUISIMETO, VENEZUELA

CALEB LORBECKI
SR • 5-10 • C
HARTLAND, WIS.

SHAUN WEGNER
HEAD COACH

CORY BIGLER
ASSISTANT COACH

MIKE PORCARO
ASSISTANT COACH

JACK SIEVERS
ASSISTANT COACH

QUICK FACTS

General Information

Location	Milwaukee, Wis.
Founded	1885
Enrollment	20,213
Nickname	Panthers
Colors	Black and Gold
Home Field	Franklin Field
Capacity	4,000
Surface	Artificial Turf
Dimensions	LF - 330, CF - 408, RF - 330
Address	7035 S. Ballpark Dr., Franklin, Wis., 53132
Affiliation	NCAA Division I
Conference	Horizon League
Chancellor	Mark Mone
Director of Athletics	Amanda Braun
Associate AD/SWA	Kathy Litzau
Ticket Office Phone	414-229-5886

Team History

First Year of Baseball	1957-73, 1987-present
Overall All-Time Record	1,049-1,201-4
First Year in Division I	1991
Division I Record	838-875-3
All-Time Horizon League Record	378-311-1
NCAA Regionals / Last	4 / 2010
Result	L, 6-2 at No. 1 Arizona State
	L, 22-1 vs. No. 15 San Diego

Team Information

2023 Overall Record	25-32
Home / Away / Neutral	12-7 / 11-25 / 2-0
League Record / Finish	11-18 / 5th
League Tournament	2-2
Starters Returning / Lost	1 / 8
Starting Pitchers Returning / Lost	1 / 2
Letterwinners Returning / Lost	20 / 20
Newcomers	15

Coaching Staff

Head Coach	Shaun Wegner (Milwaukee '10)
Record at Milwaukee	0-0 (first season)
Career Record	Same
Assistant Coach	Cory Bigler
Assistant Coach / Recruiting Coordinator	Mike Porcaro
Assistant Coach	Jack Sievers
Athletic Trainer	Austin Fitzpatrick
Academic Advisor	Andy Van Sistine

Media Relations

Baseball Contact	Sean Engel
Phone	414-435-8118
Email	engelsf@uwm.edu
Website	MKEPanthers.com
Mailing Address	MKE Athletics - The Pavilion
	3409 N. Downer Ave., Milwaukee, WI 53211

TABLE OF CONTENTS

Television Roster ..... Inside Front
Quick Facts/Table of Contents 1
Media Information 2

Milwaukee Staff
Head Coach - Shaun Wegner 3
Assistant Coach - Cory Bigler 4
Assistant Coaches - Mike Porcaro & Jack Sievers 5
Support Staff - Austin Fitzpatrick & Andy Van Sistine 6

2024 Team Information
Schedule 7
Roster Information 8-9

2023 In Review
Results 10
Statistics 11-12
Horizon League 13-14

Program History
All-Time Honors 15-17
Early Program History 18
Coaching Records 19
Letterwinners - Position Players 20-21
Letterwinners - Pitchers 22-23
Jersey Number History 24-25
Single-Season Team Records 26
Single-Game Records 27-28
Player Single-Season Records 29
Player Career Records 30
Freshman Records 31
Year-by-Year - Batting Leaders 32-33
Year-by-Year - Pitching Leaders 34-35
Records vs. Opponents 36
Series History vs. Opponents 37-42
Game-By-Game Results 43-38
Home Field Information / Record 49
Major League Baseball Draft Picks 50

MILWAUKEE® BASEBALL

The 2024 Baseball Media Guide was written and edited by Sean Engel. Editorial assistance provided by Chris Zills and Seth Dittmer.
Photographs courtesy of Len Cederholm. Printing by UWM UITS Copy Center.

MEDIA INFORMATION

CHRIS ZILLS
Assistant Athletic Director - Communications & Multimedia
czills@uwm.edu

Contact: M/W Soccer, Men's Basketball, Women's Tennis

SEAN ENGEL
Director of Athletic Communications
engelsf@uwm.edu
414-435-8118

Contact: Volleyball, Women's Basketball, Baseball

SETH DITTMER
Communications Assistant

Contact: M/W Cross Country, M/W Swim & Dive, M/W Track & Field

RACHEL KLEMP
Director of Creative Content & Strategy
klempr@uwm.edu

ANDREW LEVESQUE
Coordinator of Video Production
levesqua@uwm.edu

Media Members are invited to visit MKEPanthers.com, the officially sanctioned website of Milwaukee Athletics, to keep up with all of the latest information on the Milwaukee baseball program. Live coverage links can also be found online. Additionally, the website features profiles on each player as well as feature stories on the team, updated throughout the season. The website, hosted by Sidearm Sports, has updated information on all 15 of MKE's varsity sports.

Informational Releases
The Athletic Communications office produces game notes and postgame stories for every baseball game. To be added to an electronic mailing list for prompt delivery of those releases to your home or office computer, contact Sean Engel. All releases are also available online at MKEPanthers.com.

Credential Requests
All requests for media credentials for Milwaukee baseball home games should be made to Sean Engel in the Milwaukee Athletic Communications office as early as possible.

Interviews
Head Coach Shaun Wegner and members of the baseball team are available to the media on a regular basis following practice. Most practices take place in the afternoon, though exact times do vary from day-to-day. Arrangements for phone interviews can also be made, but should be through the communications office. All interviews with players and coaches should be arranged through Sean Engel. Postgame interviews can be conducted on the field.

It's "Milwaukee"
Milwaukee Athletics is making an effort to brand itself as "Milwaukee" instead of other references. Please avoid UW-Milwaukee, UW-M, Wisc.-Mil, UW-MIL, Wisconsin-Milwaukee, etc. Additionally, please refrain from any "Lady Panthers" references. All Milwaukee sports are simply referred to as the Panthers.

It would be appreciated if you would refer to the athletics teams as either "Milwaukee" or "MKE." Your cooperation in this matter is greatly appreciated.

ADDITIONAL INFORMATION

Website ..... MKEPanthers.com
SID Office Fax 414-229-5749
Shipping Address .....
..... MKE Athletic Communications
..... The Pavilion, Room 147
..... Milwaukee, WI 53211

STAY CONNECTED

@MKE_Baseball
@MKEPanthers

instagram.com/
mke_baseball

facebook.com/
MKEPanthers

SHAUN WEGNER

HEAD COACH
FIRST SEASON
MILWAUKEE '10

Shaun Wegner was promoted to the role of Milwaukee baseball coach in the summer of 2023 after joining the staff in August of 2017 as an assistant and serving as associate head coach for the past four seasons.

During his time as an assistant with Milwaukee, Wegner helped the program to 129 wins over five full seasons plus the COVID-19 shortened 2020 campaign, that span included runs to the championship round of the Horizon League Tournament in both 2019 and 2021. Through his tenure on the staff, 22 Panthers have earned All-Horizon League First or Second Team honors, while Tyler Bordner went on to add ABCA/Rawlings All-Mideast Regional accolades in 2019.

Wegner returned to Milwaukee after spending five seasons at Whitewater. The NCAA Division III powerhouse claimed Wisconsin Intercollegiate Athletic Conference championships in four of his seasons on staff, compiling an impressive 184-53 overall win-loss record (.776 winning percentage), which included an 88-22 mark (.800) in league play.

Wegner worked as Whitewater's hitting coach, catching coach, recruiting coordinator, and camp coordinator during his tenure with the Warhawks. Included in that span was an appearance in the College World Series in 2015 and the NCAA Division III National Championship in 2014. Each of his seasons at Whitewater culminated with postseason appearances in the NCAA Tournament.

After graduating from Milwaukee in 2010, Wegner served as graduate assistant coach at Minnesota-Mankato for two years. He earned an award for the highest GPA in Minnesota State history. During Wegner's two seasons on staff, the Mavericks posted a combined record of 91-24 (.791 winning percentage) and qualified for the NCAA Division II Tournament twice, including a trip to the 2012 Division II College World Series, which yielded a third-place finish.

Wegner played at Milwaukee from 2006-10, capping his time with the Panthers by helping the team to the Horizon League Tournament Championship and NCAA Tournament his senior season. He batted .300 that campaign, scoring 26 runs and knocking in 29 more. Wegner was named Second Team All-Horizon League as a sophomore, batting .329 overall and .389 in league play. A team captain for two seasons, Wegner was named to the Horizon League All-Newcomer Team as a freshman and went on to lead the conference in runners thrown out and runners picked off each of his final three years. In 180 career games at UWM, he finished with a .286 average, 87 runs batted in, 101 runs scored and 162 hits.

Wegner also has coaching experience in the Northwoods League. He was an assistant with the Lakeshore Chinooks in 2012, the team's inaugural season. In addition to his summer with the Chinooks, Wegner served as the field manager and an administrator for the Sheboygan A's, who play in the Wisconsin State League, Northeastern Wisconsin League and the Langsdorf League of Southeastern Wisconsin.

Wegner graduated in 2010 with degrees in communications and economics from Milwaukee. He earned his master's degree in sports management in May 2012 from Minnesota-Mankato.

Wegner is a member of the American Baseball Coaches Association (ABCA).

COACHING STAFF

CORY BIGLER

ASSISTANT COACH
21ST SEASON
MILWAUKEE

Cory Bigler is back for his 21st season on the coaching staff at his alma mater. Bigler serves as Milwaukee's head assistant coach as well as pitching coach, while also assisting in the program's recruiting efforts.

During his time as a coach on the staff, Bigler has seen 17 players selected in the Major League Baseball First Year Player Draft including 11 of his pitchers. Riley Frey was Bigler's most recent draftee, having been selected in the 19th round of the 2023 draft in June.

In 2023 the Panthers struck out 463 batters over 482 innings, led by Frey who finished the regular season with the Horizon League lead in strikeouts. Nate DeYoung and Sam Mathews proved to be a key 1-2 punch for the Panthers out of the bullpen, with Mathews earning All-Conference honors.

The 2021 season saw a trio of pitchers earn honors including AJ Blubaugh, who was named Horizon League Reliever of the Year. Blubaugh finished the regular season with a 1.96 ERA, seven saves, and an average of 11.7 strikeouts per nine innings. Frey and James Severson were named to the Horizon league All-Freshman team.

Two years prior, Jake Sommers recorded 10 saves, struck out 37 batters in 30.0 innings and was selected by the St. Louis Cardinals in the Major League Baseball Draft. Jared Reklaitis set school records with 18 starts and 104 strikeouts as the pair earned All-League accolades. The staff in 2019, also broke the school record for strikeouts in a season, finishing with 449.

Bigler mentored Austin Schulfer through a First-Team All-Horizon League campaign in 2018, topped off by his selection in the MLB Draft. Schulfer broke the career strikeouts record, while both he and Reklaitis set a new mark with 15 strikeouts in a game.

Jay Peters earned first team honors in the Horizon League after finishing second in league play in strikeouts, innings and victories, while also becoming the first hurler in program history to throw four complete games in a row. In addition, the staff broke the school record for most strikeouts in a game, recording 17 against Oakland on April 23.

Bigler mentored the Horizon League Pitcher of the Year in 2016, with Brian Keller becoming the first-ever Panther to win 10 games in a season while also setting season and career records for strikeouts and innings pitched. Keller went on to be selected by the New York Yankees in the MLB Draft.

The 2015 season saw a pair of pitchers selected as First-Team All-Horizon League members, marking a first-ever for the Milwaukee program. The team ERA of 3.93 was just the second sub-4.00 mark and finished second all-time. In addition to Justin Langley and Joe Pavlovich earning first-team honors, Langley was selected by the Miami Marlins in the MLB Draft and the program witnessed its first no-hitter in school history.

The 2013 campaign continued a recent trend, as the team was second in the Horizon League in ERA (first in league-only games), making the past three seasons the top three-lowest ERA's in Milwaukee program history. Bigler led league Pitcher of the Year, Jake Long, who led the conference in victories and ERA at 1.73 - the lowest in the league by over a run and the lowest ERA by a starter in program history. Following the season, Josh Uhen was drafted by the Milwaukee Brewers in the fifth round, making him the highest-drafted player in program history and the fourth Panther pitcher to be selected in three seasons.

The pitching staff in 2012, set a program mark for the second-straight year in the ERA category, with the 3.73 ERA bettering the previous mark by nearly half a run. The staff had the top two leaders in strikeouts and three of the top seven in ERA, with first-team all-league selection Cale Tassi at 2.74 - the second-lowest for a starter in program history. In addition, two players - Jordan Guth (Philadelphia Phillies; ninth round) and Eric Semmelhack (Milwaukee Brewers; 12th round) - were selected in the 2012 MLB Draft while Kaleb Engelke also signed a professional contract.

Milwaukee finished second in the league in ERA and was first in strikeouts in 2011, with Chad Pierce earning Horizon League Pitcher of the Year honors before being selected by the Milwaukee Brewers in the 2011 MLB Draft. It was a record-breaking season overall for the staff, as the team ERA was the lowest in program history to that point. The strikeout total broke the school record, as did the six shutouts that were thrown in 2011.

The Panthers led the Horizon League in ERA in 2010 and went 4-1 in the league tournament, riding strong pitching to the championship. The team recorded a 2.66 ERA in the five games, limiting opponents to just a .247 batting average.

A three-year letterwinner from 1993-95, Bigler transferred to Milwaukee from UW-Oshkosh, where he played in 1992. At UWM, the righthander posted an 11-8 record, pitching 136.0 innings in 21 starts. Following the 1994 season, Bigler was drafted by the Pittsburgh Pirates in the 23rd round of the Major League Baseball Amateur Draft. Bigler played two seasons of professional baseball.

In addition to his credentials as a pitching coach, Bigler has also served as the coordinator and instructor of the Bigler Baseball Summer Camps for over 10 years. The Bigler Summer Camps feature instruction on all aspects of the game.

Bigler and his wife, Marci, reside in Brookfield with their three children: daughters Emery and Peyton, and son Brooks.

MIKE PORCARO

ASSISTANT COACH
FIRST SEASON
MILWAUKEE

Mike Porcaro rejoins the Milwaukee baseball staff and will serve in the role of Assistant Coach and Recruiting Coordinator beginning in 2023-24.

Porcaro was previously an assistant with Milwaukee during the 2021 season, where he served as infield coach and assistant hitting coach during his initial tenure with the Panthers.

Most recently, Porcaro served as the Director of Baseball Operations at Arizona State University, where he was responsible for the program's travel, gameday operations, arranging of recruit visits, and was also responsible for regular reporting with the Arizona State senior administration, business office, and compliance office.

Porcaro spent two seasons in 2020 and 2021 as the Field Manager of the Kenosha Kingfish of the Northwoods League, leading the team to 56 wins over that span despite the 2020 season being shortened due to the COVID-19 pandemic.

He also both played and coached in the Northwoods League having played two seasons for the Eau Claire Express (2013-14) and in 2015 he was an assistant coach for the same organization.

Porcaro got his start in collegiate coaching when he spent four seasons on the staff at nearby Milwaukee School of Engineering. He spent the 2020 as the Associate Head Coach/Recruiting Coordinator, while serving the team as an assistant coach from the 2017 through 2019 campaigns.

One of just three baseball players to be named All-American in Milwaukee program history, Porcaro closed out his Milwaukee career (2012-2015) with league postseason honors for the third time in 2015. He was named Second-Team All-Horizon League after spending most of the season as the everyday designated hitter due to injury. He hit .296 on the season, but upped that to .356 in league play, scoring 43 runs, recording 56 hits, 11 doubles, 32 RBI and a .430 on-base percentage.

Porcaro was the 2013 Horizon League Player of the Year, earning Honorable Mention All-American status that season after leading the team and league with a .364 batting average.
He became the 11th player to ever record over 200 hits in a Milwaukee uniform, finishing his career ninth all-time with 215 while also finishing fourth in program history with 143 runs scored. He batted .312 in 192 collegiate games, driving in 117 runs.

JACK SIEVERS

ASSISTANT COACH
FIRST SEASON
WESTERN ILLINOIS

Jack Sievers joins the Milwaukee baseball staff as an assistant coach for his first season in 2023-24.

As an assistant coach with the Panthers, Sievers will work with the Milwaukee outfielders following a four-year collegiate career as an outfielder.

In addition to his collegiate playing career, Sievers has worked for Prep Baseball Report where he helped scout and evaluate high school players in Minnesota, South Dakota, and North Dakota. He also has coaching experience at NorthStar Baseball Club in Burnsville, Minnesota, coaching multiple varsity teams, and helping in their athletes sign with collegiate programs, including several Division I opportunities.

Sievers came to Milwaukee after playing collegiately at Western Illinois for two seasons. While with the Leathernecks, Sievers had 50 hits including nine doubles and two home runs while driving in 30 RBIs in 80 games. He also scored 32 runs and stole six bases during his time in the Summit League.

Prior to his stop in Macomb, Illinois, Sievers played collegiately at Iowa Central, where he was a three-year member of the Triton baseball team from 2019-21. While with the team, he totaled 51 RBIs on 84 hits including 15 doubles, a triple, and five home runs, while also scoring 63 runs. At Iowa Central, he hit .283 for his career, culminating with a career-best .311 batting average during his COVID sophomore season in 2021.

The Minnesota-native played at Shakopee High School, where he earned three varsity letters in baseball.

SUPPORT STAFF

AUSTIN FITZPATRICK

ATHLETIC TRAINER
SECOND SEASON
MILWAUKEE

Austin Fitzpatrick joined the Milwaukee Sports Medicine staff in January 2022, and enters his second full season on the Milwaukee Athletic Training staff in 2023-24.

He serves as the primary athletic trainer for the Panthers' baseball and cross country teams.

Prior to arriving at Milwaukee, Fitzpatrick was the assistant athletic trainer for baseball at Mississippi State University, where he was a part of their national championship team during the 2020-21 season.

Originally from La Crosse, Wisconsin, Fitzpatrick graduated from the University of Wisconsin - La Crosse with a Bachelor's of Science in Exercise & Sport Science in 2018. He then went on to earn his Masters' of Science in Athletic Training from Milwaukee in 2020.

ANDY VAN SISTINE

ACADEMIC ADVISOR
NINTH SEASON
WISCONSIN

Andy Van Sistine was promoted to Assistant Director of Academic Services in the Milwaukee Athletic Department in February of 2021. He enters his ninth year with the Panthers in 2023-24 after being hired as an academic advisor for the department in August of 2015.

Van Sistine's main role is to provide comprehensive academic support services for the sports of men's basketball, women's basketball, volleyball, and baseball.

He also monitors student-athletes regarding NCAA rules for satisfactory progress towards degree completion requirements and serves as the liaison to Northwestern Mutual to create career & professional development events, such as our department's annual Elevator Pitch Competition.

Lastly, Van Sistine organizes and instructs the ED PSY 101 course, Success in Academic & Athletics and oversees and trains Academic Enhancement interns.

Originally from Green Bay, Van Sistine arrived at Milwaukee after earning his Master of Science in Education degree at Purdue with a focus on mathematics curriculum and instruction. While with the Boilermakers he worked in academic services, assisting with the tutoring program and advising student-athletes in football and women's tennis.

Prior to his time at Purdue, Van Sistine spent four years teaching algebra and geometry at Brown County High School in Nashville, Indiana.

Van Sistine earned his Bachelor of Science in Mathematics Education degree from Wisconsin in May of 2009.

MILWAUKEE BASEBALL SCHEDULE

Day	Date	Opponent	Location	Time
Friday	Feb. 16	at Fresno State	Fresno, Calif.	8:00 pm
Saturday	Feb. 17	at Fresno State	Fresno, Calif.	5:00 pm
Sunday	Feb. 18	at Fresno State	Fresno, Calif.	3:00 pm
Friday	Feb. 23	at Texas Rio Grande Valley	Edinburg, Texas	6:30 pm
Saturday	Feb. 24	at Texas Rio Grande Valley	Edinburg, Texas	6:30 pm
Sunday	Feb. 25	at Texas Rio Grande Valley	Edinburg, Texas	12:00 pm
Friday	Mar. 1	at Long Beach State	Long Beach, Calif.	8:00 pm
Saturday	Mar. 2	at Long Beach State	Long Beach, Calif.	8:00 pm
Sunday	Mar. 3	at Long Beach State	Long Beach, Calif.	2:00 pm
Tuesday	Mar. 5	at UIC	Chicago, Ill.	4:00 pm
Friday	Mar. 8	at Western Kentucky	Bowling Green, Ky.	3:00 pm
Saturday	Mar. 9	at Western Kentucky (DH)	Bowling Green, Ky.	1:00 pm
Saturday	Mar. 9	at Western Kentucky (DH)	Bowling Green, Ky.	4:00 pm
Sunday	Mar. 10	at Western Kentucky	Bowling Green, Ky.	1:00 pm
Friday	Mar. 15	at Wright State *	Dayton, Ohio	2:00 pm
Saturday	Mar. 16	at Wright State *	Dayton, Ohio	1:00 pm
Sunday	Mar. 17	at Wright State *	Dayton, Ohio	2:00 pm
Friday	Mar. 22	at Northern Kentucky *	Highland Heights, Ky.	2:00 pm
Saturday	Mar. 23	at Northern Kentucky *	Highland Heights, Ky.	1:00 pm
Sunday	Mar. 24	at Northern Kentucky *	Highland Heights, Ky.	2:00 pm
Tuesday	Mar. 26	at UIC	Chicago, Ill.	4:00 pm
THURSDAY	**MAR. 28**	**PURDUE FORT WAYNE ***	**FRANKLIN WIS.**	**3:00 PM**
FRIDAY	**MAR. 29**	**PURDUE FORT WAYNE ***	**FRANKLIN WIS.**	**2:00 PM**
SATURDAY	**MAR. 30**	**PURDUE FORT WAYNE ***	**FRANKLIN WIS.**	**1:00 PM**
MONDAY	**APR. 1**	**ST. THOMAS**	**FRANKLIN, WIS.**	**4:00 PM**
Tuesday	Apr. 2	at Valparaiso	Valparaiso, Ind.	3:00 pm
FRIDAY	**APR. 5**	**OAKLAND ***	**FRANKLIN, WIS.**	**3:00 PM**
SATURDAY	**APR. 6**	**OAKLAND ***	**FRANKLIN, WIS.**	**2:00 PM**
SUNDAY	**APR. 7**	**OAKLAND ***	**FRANKLIN, WIS.**	**1:00 PM**
TUESDAY	**APR. 9**	**VALPARAISO**	**FRANKLIN, WIS.**	**3:00 PM**
Wednesday	Apr. 10	at Michigan	Ann Arbor, Mich.	3:00 pm
Friday	Apr. 12	at Youngstown State *	Niles, Ohio	4:00 pm
Saturday	Apr. 13	at Youngstown State *	Niles, Ohio	2:00 pm
Sunday	Apr. 14	at Youngstown State *	Niles, Ohio	12:00 pm
TUESDAY	**APR. 16**	**UIC**	**FRANKLIN, WIS.**	**3:00 PM**
TUESDAY	**APR. 17**	**MSOE**	**MILWAUKEE, WIS. ^**	**5:00 PM**
FRIDAY	**APR. 19**	**WRIGHT STATE ***	**FRANKLIN, WIS.**	**3:00 PM**
SATURDAY	**APR. 20**	**WRIGHT STATE ***	**FRANKLIN, WIS.**	**2:00 PM**
SUNDAY	**APR. 21**	**WRIGHT STATE ***	**FRANKLIN, WIS.**	**1:00 PM**
Tuesday	Apr. 23	at Iowa	Iowa City, Iowa	6:00 pm
FRIDAY	**APR. 26**	**NORTHERN KENTUCKY ***	**FRANKLIN, WIS.**	**3:00 PM**
SATURDAY	**APR. 27**	**NORTHERN KENTUCKY ***	**FRANKLIN, WIS.**	**2:00 PM**
SUNDAY	**APR. 28**	**NORTHERN KENTUCKY ***	**FRANKLIN, WIS.**	**1:00 PM**
TUESDAY	**APR. 30**	**PARKSIDE**	**FRANKLIN, WIS.**	**5:00 PM**
WEDNESDAY	**MAY 1**	**NORTHERN ILLINOIS**	**FRANKLIN, WIS.**	**3:00 PM**
Friday	May 3	at Purdue Fort Wayne *	Fort Wayne, Ind.	2:00 pm
Saturday	May 4	at Purdue Fort Wayne *	Fort Wayne, Ind.	1:00 pm
Sunday	May 5	at Purdue Fort Wayne *	Fort Wayne, Ind.	12:00 pm
Wednesday	May 8	at Northwestern	Evanston, Ill.	3:00 pm
Friday	May 10	at Oakland *	Rochester, Mich.	1:30 pm
Saturday	May 11	at Oakland *	Rochester, Mich.	1:00 pm
Sunday	May 12	at Oakland *	Rochester, Mich.	12:00 pm
Tuesday	May 14	at Northern Illinois	DeKalb, Ill.	3:00 pm
THURSDAY	**MAY 16**	**YOUNGSTOWN STATE ***	**FRANKLIN, WIS.**	**11:00 AM**
FRIDAY	**MAY 17**	**YOUNGSTOWN STATE ***	**FRANKLIN, WIS.**	**1:00 PM**
SATURDAY	**MAY 18**	**YOUNGSTOWN STATE ***	**FRANKLIN, WIS.**	**12:00 PM**
Wednesday-Saturday	*May 22-25*	*Horizon League Tournament*	*TBD*	*TBD*

All Times Central and Subject to Change | Home Games in **BOLD** | * Horizon League Contest | ^ Game played at American Family Field

MILWAUKEE BASEBALL NUMERICAL ROSTER

No.	Pitchers	Pos.	B/T	Ht.	Wt.	Yr.	Hometown (High School / College)
13	Cole Spitzer	LHP	L/L	5-10	160	Fr.	St. Paul, Minn. (St. Paul Central)
14	Tristan Arnold	RHP	R/R	6-0	150	Fr.	Mukwonago, Wis. (Mukwonago)
15	Mike Sullivan	RHP	R/R	6-2	200	R-Jr.	Wheaton, Ill. (Wheaton North / DuPage)
16	Camden Kuhnke	RHP	R/R	6-2	195	Fr.	Hortonville, Wis. (Hortonville)
17	Tyler Deleskiewicz	RHP	R/R	6-5	240	So.	Genoa City, Wis. (Badger)
18	Johnny Kelliher	LHP	L/L	6-5	225	R-Jr.	Waukesha, Wis. (Waukesha North)
19	Logan Dobberstein	RHP	R/R	6-6	235	R-Fr.	Pewaukee, Wis. (Pewaukee / Kansas State)
21	DJ Kojis	RHP	R/R	6-3	180	So.	Whitefish Bay, Wis. (Whitefish Bay)
22	Owen Rice	LHP	L/L	6-6	230	Jr.	East Troy, Wis. (East Troy / McHenry)
23	Luke Hansel	RHP	R/R	6-0	190	Sr.	Caledonia, Wis. (Union Grove / Madison)
29	Isaac Wenzel	LHP	L/L	6-1	210	R-Jr.	Minnetonka, Minn. (Minnetonka)
30	Keagon Kaufmann	RHP	R/R	6-0	215	Jr.	DeForest, Wis. (DeForest)
35	Gavin Theis	RHP	R/R	6-3	200	R-So.	Sussex, Wis. (Lake Country Lutheran)
37	James Severson	RHP	R/R	6-0	190	Sr.	Western Springs, Ill. (Lyons Township)
39	Riley Peterson	LHP	L/L	6-0	180	Fr.	Verona, Wis. (Verona Area)
49	Josh Kosky	RHP	R/R	6-10	250	R-Jr.	Batavia, Ill. (Batavia)
53	Logan Snow	RHP	R/R	6-6	245	Gr.	Belmont, Calif. (Carlmont / Menlo)
55	Adrian Montilva	LHP	L/L	5-10	190	Sr.	Barquisimeto, Venezuela (Madison East (Wis.) / Madison)
No.	**Catchers**	**Pos.**	**B/T**	**Ht.**	**Wt.**	**Yr.**	**Hometown (High School / College)**
11	Teige Lethert	C	L/R	6-4	220	Jr.	Woodbury, Minn. (St. Croix Prep. / Iowa Central)
32	Thomas Otto	C	R/R	6-2	220	R-Jr.	Neenah, Wis. (Appleton North)
33	Ben Buehring	C	R/R	6-3	210	So.	Oshkosh, Wis. (Oshkosh West / Marian (Wis.))
88	Caleb Lorbecki	C	R/R	5-10	200	Sr.	Hartland, Wis. (Arrowhead / UW-Stevens Point)
No.	**Infielders**	**Pos.**	**B/T**	**Ht.**	**Wt.**	**Yr.**	**Hometown (High School / College)**
2	Gabe Roessler	SS	R/R	6-1	180	Jr.	Rockton, Ill. (Hononegah Community / Madison)
6	Sean Tillmon	INF	R/R	6-0	170	Gr.	Plainfield, Ill. (Plainfield North / Concordia Wisconsin)
8	Zach Lane	3B	R/R	6-0	185	Sr.	Indianapolis, Ind. (Lawrence Central / Ball State)
12	Andrew Jimenez	INF	R/R	6-2	225	R-So.	South Elgin, Ill. (St. Charles North)
16	Camden Kuhnke	SS	R/R	6-2	195	Fr.	Hortonville, Wis. (Hortonville)
26	Tyler Bickers	INF	R/R	6-0	195	Jr.	Macomb, Ill. (Macomb / John Wood)
27	Luke Smock	INF	R/R	6-1	195	So.	Monticello, Ind. (Delphi Community)
38	Justin Hausser	1B	L/L	6-0	210	Jr.	DeForest, Wis. (DeForest)
No.	**Outfielders**	**Pos.**	**B/T**	**Ht.**	**Wt.**	**Yr.**	**Hometown (High School / College)**
1	Q Phillips	OF	S/L	5-10	180	Jr.	Elm Grove, Wis. (Brookfield East / Iowa Western)
4	Evan Baptiste	OF	R/R	6-0	180	So.	Hoffman Estates, Ill. (Barrington)
7	Andrew Chapman	OF	R/R	5-11	205	R-So.	Waterford, Wis. (Waterford)
9	Dallan Quigley	OF	R/R	5-8	160	Sr.	Lubbock, Texas (Monterey / North Dakota State)
28	Tai Walton	OF	R/R	6-0	215	R-Jr.	La Canada, Calif. (La Canada / Hawai'i)
34	Carson Hansen	OF	L/L	6-2	220	So.	Pewaukee, Wis. (Pewaukee)

Head Coach: Shaun Wegner (first season)

Assistant Coaches: Cory Bigler, Mike Porcaro, Jack Sievers

Athletic Trainer: Austin Fitzpatrick

ROSTER BY CLASS

Graduate (2): Snow, Tillmon
Senior (6): Hansel, Lane, Lorbecki, Montilva, Quigley, Severson
Junior (13): Bickers, Hausser, Kaufmannm, Kelliher, Kosky, Lethert, Otto, Phillips, Rice, Roessler, Sullivan, Walton, Wenzel
Sophomore (9): Baptiste, Buehring, Chapman, Deleskiewicz, Hansen, Jimenez, Kojis, Smock, Theis
Freshmen (5): Arnold, Dobberstein, Kuhnke, Peterson, Spitzer

ROSTER BY STATE / COUNTRY

Wisconsin (18): Arnold, Buehring, Chapman, Deleskiewicz, Dobberstein, Hansel, Hansen, Hausser, Kaufmann, Kelliher, Kojis, Kuhnke, Lorbecki, Otto, Peterson, Phillips, Rice, Theis
Illinois (8): Baptiste, Bickers, Jimenez, Kosky, Roessler, Severson, Sullivan, Tillmon
Minnesota (3): Lethert, Spitzer, Wenzel
California (2): Snow, Walton
Indiana (2): Lane, Smock
Texas (1): Quigley
Venezuela (1): Montilva

MILWAUKEE BASEBALL ALPHABETICAL ROSTER

No.	Pitchers	Pos.	B/T	Ht.	Wt.	Yr.	Hometown (High School / College)
14	Tristan Arnold	RHP	R/R	6-0	150	Fr.	Mukwonago, Wis. (Mukwonago)
17	Tyler Deleskiewicz	RHP	R/R	6-5	240	So.	Genoa City, Wis. (Badger)
19	Logan Dobberstein	RHP	R/R	6-6	235	R-Fr.	Pewaukee, Wis. (Pewaukee / Kansas State)
23	Luke Hansel	RHP	R/R	6-0	190	Sr.	Caledonia, Wis. (Union Grove / Madison)
30	Keagon Kaufmann	RHP	R/R	6-0	215	Jr.	DeForest, Wis. (DeForest)
18	Johnny Kelliher	LHP	L/L	6-5	225	R-Jr.	Waukesha, Wis. (Waukesha North)
21	DJ Kojis	RHP	R/R	6-3	180	So.	Whitefish Bay, Wis. (Whitefish Bay)
49	Josh Kosky	RHP	R/R	6-10	250	R-Jr.	Batavia, Ill. (Batavia)
16	Camden Kuhnke	RHP	R/R	6-2	195	Fr.	Hortonville, Wis. (Hortonville)
55	Adrian Montilva	LHP	L/L	5-10	190	Sr.	Barquisimeto, Venezuela (Madison East (Wis.) / Madison)
39	Riley Peterson	LHP	L/L	6-0	180	Fr.	Verona, Wis. (Verona Area)
22	Owen Rice	LHP	L/L	6-6	230	Jr.	East Troy, Wis. (East Troy / McHenry)
37	James Severson	RHP	R/R	6-0	190	Sr.	Western Springs, Ill. (Lyons Township)
53	Logan Snow	RHP	R/R	6-6	245	Gr.	Belmont, Calif. (Carlmont / Menlo)
13	Cole Spitzer	LHP	L/L	5-10	160	Fr.	St. Paul, Minn. (St. Paul Central)
15	Mike Sullivan	RHP	R/R	6-2	200	R-Jr.	Wheaton, Ill. (Wheaton North / DuPage)
35	Gavin Theis	RHP	R/R	6-3	200	R-So.	Sussex, Wis. (Lake Country Lutheran)
29	Isaac Wenzel	LHP	L/L	6-1	210	R-Jr.	Minnetonka, Minn. (Minnetonka)
No.	**Catchers**	**Pos.**	**B/T**	**Ht.**	**Wt.**	**Yr.**	**Hometown (High School / College)**
33	Ben Buehring	C	R/R	6-3	210	So.	Oshkosh, Wis. (Oshkosh West / Marian (Wis.))
11	Teige Lethert	C	L/R	6-4	220	Jr.	Woodbury, Minn. (St. Croix Prep. / Iowa Central)
88	Caleb Lorbecki	C	R/R	5-10	200	Sr.	Hartland, Wis. (Arrowhead / UW-Stevens Point)
32	Thomas Otto	C	R/R	6-2	220	R-Jr.	Neenah, Wis. (Appleton North)
No.	**Infielders**	**Pos.**	**B/T**	**Ht.**	**Wt.**	**Yr.**	**Hometown (High School / College)**
26	Tyler Bickers	INF	R/R	6-0	195	Jr.	Macomb, Ill. (Macomb / John Wood)
38	Justin Hausser	1B	L/L	6-0	210	Jr.	DeForest, Wis. (DeForest)
12	Andrew Jimenez	INF	R/R	6-2	225	R-So.	South Elgin, Ill. (St. Charles North)
16	Camden Kuhnke	SS	R/R	6-2	195	Fr.	Hortonville, Wis. (Hortonville)
8	Zach Lane	3B	R/R	6-0	185	Sr.	Indianapolis, Ind. (Lawrence Central / Ball State)
2	Gabe Roessler	SS	R/R	6-1	180	Jr.	Rockton, Ill. (Hononegah Community / Madison)
27	Luke Smock	INF	R/R	6-1	195	So.	Monticello, Ind. (Delphi Community)
6	Sean Tillmon	INF	R/R	6-0	170	Gr.	Plainfield, Ill. (Plainfield North / Concordia Wisconsin)
No.	**Outfielders**	**Pos.**	**B/T**	**Ht.**	**Wt.**	**Yr.**	**Hometown (High School / College)**
4	Evan Baptiste	OF	R/R	6-0	180	So.	Hoffman Estates, Ill. (Barrington)
7	Andrew Chapman	OF	R/R	5-11	205	R-So.	Waterford, Wis. (Waterford)
34	Carson Hansen	OF	L/L	6-2	220	So.	Pewaukee, Wis. (Pewaukee)
1	Q Phillips	OF	S/L	5-10	180	Jr.	Elm Grove, Wis. (Brookfield East / Iowa Western)
9	Dallan Quigley	OF	R/R	5-8	160	Sr.	Lubbock, Texas (Monterey / North Dakota State)
28	Tai Walton	OF	R/R	6-0	215	R-Jr.	La Canada, Calif. (La Canada / Hawai'i)

Head Coach: Shaun Wegner (first season)

Assistant Coaches: Cory Bigler, Mike Porcaro, Jack Sievers

Athletic Trainer: Austin Fitzpatrick

PRONUNCIATION GUIDE

Evan **Baptiste**	bap-TEEST
Ben **Buehring**	beer-ring
Tyler **Deleskiewicz**	del-uh-SKEHV-itch
Logan **Dobberstein**	DOE-ber-stine
Justin **Hausser**	HOW-ser
Andrew **Jimenez**	him-EN-ez
Johnny **Kelliher**	KELL-ih-her
DJ **Kojis**	KO-jis
Josh **Kosky**	KOS-key
Camden **Kuhnke**	kun-key
Teige Lethert	TIEg leth-ert
Caleb **Lorbecki**	LOR-beck-kee
Adrian **Montilva**	mon-TIL-vuh
Dallan Quigley	DAL-in
Gabe **Roessler**	Wrestler
James **Severson**	SEE-ver-son
Jack **Sievers**	SEE-vers
Gavin **Theis**	TICE
Tai Walton	TIE
Isaac **Wenzel**	WEN-zull

SCHEDULE AND RESULTS (25-32 OVERALL, 11-18 HORIZON)

DATE	OPPOSING TEAM	SCORE	MKE LINE	OPP LINE	INN	OVERALL (HORIZON)	MKE PITCHER(S)	TIME	ATT.
Feb. 19	at North Alabama	W, 5-0	5-11-1	0-6-2	9	1-0	Frey (1-0)	2:43	238
	at North Alabama	W, 6-4	6-7-0	4-9-2	9	2-0	Hansel (1-0); DeYoung (1)	3:17	-
Feb. 20	at North Alabama	L, 6-14	6-9-1	14-13-1	9	2-1	Neu (0-1)	3:10	252
Feb. 24	at Pacific	L, 6-9	6-14-3	9-12-3	9	2-2	Frey (1-1)	3:15	215
Feb. 25	at Pacific	W, 4-3	4-8-0	3-6-2	7	3-2	Hanse (2-0); Mathews (1)	2:15	284
	at Pacific	W, 4-2	4-7-1	2-8-1	7	4-2	Turnquist (1-0); DeYoung (2)	2:12	-
Mar. 1	at Minnesota	W, 3-0	3-5-0	0-6-2	9	5-2	Gilhaus (1-0); DeYoung (3)	2:14	301
Mar. 4	at Southeast Missouri State	W, 3-1	3-8-0	1-7-4	9	6-2	Frey (2-1); DeYoung (4)	2:35	220
	at Southeast Missouri State	L, 6-5	5-9-1	6-12-1	9	6-3	Kaufmann (0-1)	3:05	245
Mar. 5	at Southeast Missouri State	L, 7-13	7-14-1	13-14-1	9	6-4	Szajkovics (0-1)	2:45	-
Mar. 10	at Murray State	L, 2-3	2-2-0	3-6-2	8	6-5	Kelliher (0-1)	1:49	-
	at Murray State	W, 3-2	3-8-0	2-6-1	7	7-5	Hansel (3-0); DeYoung (5)	1:53	218
Mar. 12	at Murray State	L, 3-8	3-4-1	8-13-0	9	7-6	Gilhaus (1-1)	3:03	148
Mar. 14	at UIC	L, 4-8	4-8-1	8-9-2	9	7-7	Kaufmann (0-2)	3:00	157
Mar. 17	at Northern Kentucky *	L, 3-12	3-8-2	12-15-1	9	7-8 (0-1)	Frey (2-2)	2:45	-
	at Northern Kentucky *	L, 0-7	0-5-0	7-10-0	9	7-9 (0-2)	Hansel (3-1)	2:31	67
Mar. 19	at Northern Kentucky *	L, 2-8	2-9-0	8-9-2	9	7-10 (0-3)	Turnquist (1-1)	2:46	112
Mar. 21	Concordia Wisconsin	W, 4-1	4-9-1	1-5-0	9	8-10	Kaufmann (1-2); DeYoung (6)	2:15	206
Mar. 24	Youngstown State *	L, 1-2	1-6-2	2-13-1	9	8-11 (0-4)	Frey (2-3)	2:17	-
	Youngstown State *	W, 9-2	9-11-0	2-7-2	9	9-11 (1-4)	Hansel (4-1)	2:24	198
Mar. 26	Youngstown State *	CANCELLED							
Mar. 28	at Valparaiso	L, 6-7	6-12-0	7-12-2	11	9-12	Sullivan (0-1)	3:14	114
Mar. 31	at Oakland *	W, 13-4	13-11-0	4-5-2	9	10-12 (2-4)	Frey (3-3)	2:35	105
Apr. 1	at Oakland *	L, 8-12	8-14-3	12-9-1	9	10-13 (2-5)	Turnquist (1-2)	3:26	115
Apr. 2	at Oakland *	L, 2-4	2-8-1	4-6-1	9	10-14 (2-6)	Rice (0-1)	2:02	149
Apr. 4	Valparaiso	CANCELLED							
Apr. 6	Wright State *	W, 6-3	6-6-0	3-10-3	9	11-14 (3-6)	Frey (4-3)	2:36	165
Apr. 7	Wright State *	W, 6-5	6-17-2	5-9-1	10	12-14 (4-6)	Montilva (1-0)	3:06	235
Apr. 8	Wright State *	W, 9-2	9-11-1	2-6-3	9	13-14 (5-6)	Turnquist (2-2)	2:46	355
Apr. 10	Carroll	W, 12-3	12-14-0	3-9-1	9	14-14	Szajkovics (1-1)	2:28	285
Apr. 12	at Iowa	L, 1-12	1-6-3	12-9-0	7	14-15	Neu (0-2)	2:23	846
Apr. 14	at Purdue Fort Wayne *	L, 4-7	4-7-0	7-12-0	9	14-16 (5-7)	Frey (4-4)	2:34	188
Apr. 15	at Purdue Fort Wayne *	W, 7-6	7-7-0	6-10-1	9	15-16 (6-7)	Hansel (5-1); DeYoung (7)	2:37	265
Apr. 16	at Purdue Fort Wayne *	W, 15-8	15-19-1	8-9-1	9	16-16 (7-7)	Turnquist (3-2)	3:21	221
Apr. 18	at Illinois State	W, 4-2	4-9-0	2-9-1	9	17-16	Neu (1-2); DeYoung (8)	2:52	402
Apr. 21	Northern Kentucky *	W, 5-4	5-11-2	4-11-1	9	18-16 (8-7)	Mathews (1-0)	2:43	274
Apr. 22	Northern Kentucky *	W, 8-7	8-13-0	7-6-2	9	19-16 (9-7)	Mathews (2-0)	2:54	283
Apr. 23	Northern Kentucky *	L, 2-3	2-5-1	3-8-0	9	19-17 (9-8)	Neu (1-3)	2:58	237
Apr. 25	at Northwestern	L, 0-10	0-2-3	10-14-0	8	19-18	Sheahan (0-1)	2:14	131
Apr. 26	MSOE	W, 6-0	6-8-1	0-8-3	9	20-18	Kelliher (1-1)	2:46	903
Apr. 28	at Youngstown State *	L, 6-8	6-10-1	8-11-3	9	20-19 (9-9)	Frey (4-5)	2:38	-
Apr. 29	at Youngstown State *	L, 2-11	2-8-1	11-14-1	9	20-20 (9-10)	Hansel (5-2)	2:34	280
Apr. 30	at Youngstown State *	L, 11-12	11-15-2	11-12-1	9	20-21 (9-11)	Neu (1-4)	3:03	365
May 3	Northern Illinois	L, 2-3	2-3-1	3-6-0	9	20-22	Mathews (0-1)	2:06	295
May 5	Oakland *	W, 6-5	6-9-2	5-9-2	10	21-22 (10-11)	DeYoung (1-0)	2:40	236
May 6	Oakland *	L, 3-5	3-11-1	5-11-0	9	22-22 (10-12)	Hansel (5-3)	3:04	290
May 7	Oakland *	L, 3-4	3-8-1	4-7-2	9	22-23 (10-13)	Gilhaus (1-2)	2:24	312
May 9	Northwestern	W, 3-2	3-8-4	2-5-0	9	22-24	Kaufmann (2-2); DeYoung (9)	2:31	224
May 12	at Wright State *	L, 2-9	2-8-0	9-8-0	9	22-25 (10-14)	Frey (4-6)	2:28	379
May 13	at Wright State *	L, 6-8	6-11-1	8-11-1	9	22-26 (10-15)	Hansel (5-4)	2:37	511
May 14	at Wright State *	L, 5-9	5-8-0	9-11-1	9	22-27 (10-16)	Montilva (1-1)	2:28	543
May 16	at Northern Illinois	L, 1-12	1-3-0	12-10-1	7	22-28	Sheahan (0-2)	2:00	129
May 18	Purdue Fort Wayne *	L, 3-4	3-9-2	4-7-2	9	22-29 (10-17)	Frey (4-7)	2:22	193
May 19	Purdue Fort Wayne *	W, 7-1	7-11-0	1-7-1	9	23-29 (11-17)	Hansel (6-4)	2:33	251
May 20	Purdue Fort Wayne *	L, 3-9	3-7-1	9-11-1	9	23-30 (11-18)	Sullivan (0-2)	2:50	491
May 24	No. 4 Youngstown State ^	W, 12-3	12-13-0	3-8-1	9	24-30	Frey (5-7)	2:25	212
May 25	No. 1 Wright State ^	L, 3-6	3-6-1	6-7-0	9	24-31	Gilhaus (1-3)	1:58	544
May 25	No. 3 Northern Kentucky ^	W, 10-8	10-12-2	8-17-1	10	25-31	DeYoung (2-0)	4:05	411
May 26	No. 1 Wright State ^	L, 1-2	1-6-0	2-2-1	9	25-32	Montilva (1-2)	2:13	415

** denotes Horizon League contest | ^ denotes Horizon League Tournament contest*

OVERALL STATISTICS

Player	avg	gp-gs	ab	r	h	2b	3b	hr	rbi	tb	slg%	bb	hp	so	gdp	ob%	sf	sh	sb-att	po	a	e	fld%
13 Chapman, Aaron	.335	54-54	209	39	70	12	0	7	25	103	.493	18	7	17	1	.406	0	1	10-12	33	82	8	.935
9 Connelly, Mark	.309	57-57	217	28	67	14	2	2	40	91	.419	15	10	17	5	.379	1	0	6-7	73	142	5	.977
38 Hausser, Justin	.292	45-44	161	21	47	12	0	0	21	59	.366	14	1	33	0	.350	1	1	7-7	332	22	3	.992
3 Seidel, Luke	.267	52-49	202	33	54	9	1	2	21	71	.351	17	1	36	2	.326	1	0	17-17	79	0	2	.975
2 Olejnik, Ty	.262	56-55	206	28	54	9	2	5	25	82	.398	15	5	41	4	.323	3	1	7-13	122	1	1	.992
6 Cline, Marcus	.233	54-52	202	29	47	14	1	3	29	72	.356	12	1	37	1	.276	2	3	9-12	96	118	12	.947
26 Thelen, Jack	.230	53-48	161	26	37	6	0	6	19	61	.379	24	3	34	4	.339	1	1	1-3	387	53	1	.998
11 DeYoung, Nate	.222	47-45	167	20	37	12	0	4	23	61	.365	16	6	34	0	.311	1	1	5-6	26	7	1	.971
32 Benson, Tommy	.219	47-43	160	25	35	12	2	5	16	66	.413	11	3	42	2	.282	0	0	5-6	104	13	3	.975
31 Novak, Jake	.215	41-32	121	14	26	7	2	3	15	46	.380	10	0	36	0	.273	1	0	4-4	58	1	1	.983
---																							
12 Jimenez, Andrew	.444	10-0	9	2	4	0	0	0	1	4	.444	0	1	3	0	.500	0	0	0-0	7	0	0	1.000
39 Hansen, Carson	.298	23-14	57	6	17	1	1	0	11	20	.351	7	0	11	1	.369	1	0	6-7	11	1	1	.923
34 Kaiser, Jacob	.200	16-5	20	1	4	0	0	1	3	7	.350	5	1	9	0	.385	0	0	0-0	55	1	1	.982
7 Chapman, Andrew	.143	6-0	7	2	1	0	0	0	0	1	.143	1	0	2	0	.250	0	0	0-0	3	0	0	1.000
25 Otto, Thomas	.136	12-8	22	5	3	1	0	0	2	4	.182	4	1	7	0	.296	0	0	0-0	19	2	0	1.000
8 Ebersole, Nathan	.125	20-7	32	2	4	0	0	0	1	4	.125	2	1	8	1	.200	0	1	0-1	16	22	2	.950
88 Lorbecki, Caleb	.000	1-0	1	0	0	0	0	0	0	0	.000	0	0	1	0	.000	0	0	0-0	0	0	0	.000
33 Morris, Quinton	.000	1-0	1	0	0	0	0	0	0	0	.000	0	0	0	0	.000	0	0	0-0	0	0	0	.000
16 Hoerter, Ryan	.000	5-0	0	2	0	0	0	0	0	0	.000	0	0	0	0	.000	0	0	0-0	0	2	0	1.000
Totals	.259	57	1955	283	507	109	11	38	252	752	.385	171	41	368	21	.330	12	9	77-95	1446	561	52	.975
Opponents	.283	57	1843	325	521	97	9	45	294	771	.418	273	73	463	27	.392	22	32	57-92	1484	536	73	.965

LOB - Team (421), Opp (472). DPs turned - Team (44), Opp (32). IBB - Team (4), CHAPMAN, Aa. 1, HAUSSER 1, CONNELLY 1, THELEN 1, Opp (8). Picked off - THELEN 3, DeYOUNG, N. 1, OLEJNIK 1, CLINE 1, CHAPMAN, Aa. 1, SEIDEL 1, HANSEN 1.

(All games Sorted by Earned run avg)

Player	era	w-l	app	gs	cg	sho	sv	ip	h	r	er	bb	so	2b	3b	hr	b/avg	wp	hp	bk	sfa	sha
14 Mathews, Sam	2.78	2-1	37	0	0	0/2	2	35.2	32	13	11	8	25	8	1	3	.242	0	4	0	2	1
28 Gilhaus, Nick	3.79	1-3	23	1	0	0/3	0	54.2	52	26	23	25	56	11	0	2	.259	4	13	0	1	6
47 Frey, Riley	4.90	5-7	16	15	0	0/1	0	90.0	102	53	49	38	87	22	3	9	.297	6	10	0	1	9
23 Hansel, Luke	6.04	6-4	15	14	0	0/0	0	67.0	80	47	45	39	66	11	1	7	.303	13	12	2	1	3
20 Turnquist, Eliot	6.70	3-2	12	7	0	0/0	0	43.0	52	34	32	27	34	10	1	5	.315	6	3	1	3	3
---																						
37 Severson, James	0.00	0-0	2	0	0	0/0	0	0.2	1	0	0	2	0	0	0	0	.500	0	0	0	0	0
11 DeYoung, Nate	1.76	2-0	14	0	0	0/2	9	15.1	7	4	3	7	28	0	0	2	.130	4	3	0	0	1
55 Montilva, Adrian	3.05	1-2	14	5	0	0/1	0	20.2	14	8	7	19	23	3	0	0	.197	7	1	0	1	0
18 Kelliher, Johnny	3.43	1-1	28	0	0	0/3	0	21.0	19	9	8	14	23	1	0	0	.238	0	5	1	0	3
15 Sullivan, Mike	4.19	0-2	19	0	0	0/1	0	19.1	21	12	9	8	28	5	0	2	.276	4	3	1	0	2
22 Rice, Owen	4.76	0-1	7	5	0	0/1	0	11.1	15	12	6	9	14	0	1	5	.333	2	1	0	0	0
53 Sheahan, Curtis	4.91	0-2	13	4	0	0/0	0	18.1	21	13	10	6	11	2	0	1	.288	1	1	0	1	0
30 Kaufmann, Keagon	4.96	2-2	12	0	0	0/0	0	16.1	17	12	9	10	5	3	0	1	.283	2	2	0	1	2
35 Theis, Gavin	6.17	0-0	11	0	0	0/1	0	11.2	12	8	8	4	9	5	0	2	.273	1	0	1	2	0
16 Hoerter, Ryan	6.30	0-0	12	0	0	0/1	0	20.0	16	15	14	16	13	2	1	2	.232	2	3	0	3	0
29 Neu, Andrew	11.72	1-4	12	4	0	0/0	0	17.2	27	27	23	17	16	9	0	2	.351	3	3	0	3	1
19 Szajkovics, Dylan	11.88	1-1	6	1	0	0/0	0	8.1	12	11	11	4	12	2	0	2	.353	5	2	0	2	1
21 Kojis, DJ	13.50	0-0	5	1	0	0/1	0	4.2	7	7	7	12	6	1	1	0	.350	1	0	0	1	0
17 Deleskiewicz, Tyler	19.89	0-0	8	0	0	0/0	0	6.1	14	14	14	8	7	2	0	0	.438	3	7	0	0	0
Totals	5.40	25-32	57	57	0	3/3	11	482.0	521	325	289	273	463	97	9	45	.283	64	73	6	22	32
Opponents	4.33	32-25	57	57	2	2/2	17	494.2	507	283	238	171	368	109	11	38	.259	45	41	5	12	9

PB - Team (20), THELEN 16, KAISER 3, OTTO 1, Opp (7). Pickoffs - Team (17), FREY 5, TURNQUIST 3, GILHAUS 3, THELEN 2, MATHEWS 1, MONTILVA 1, HANSEL 1, SEVERSON 1, Opp (9). SBA/ATT - THELEN (44-71), HANSEL (10-14), GILHAUS (5-13), FREY (6-11), KAISER (9-9), MATHEWS (7-9), MONTILVA (6-8), HOERTER (3-6), OTTO (4-5), SHEAHAN (3-5), RICE (2-5), DELESKIEWICZ (4-4), NEU (2-4), TURNQUIST (2-3), SULLIVAN (2-3), KELLIHER (2-3), SZAJKOVICS (2-2), THEIS (0-1), KOJIS (1-1).

HORIZON LEAGUE STATISTICS

Player	avg	gp-gs	ab	r	h	2b	3b	hr	rbi	tb	slg%	bb	hp	so	gdp	ob%	sf	sh	sb-att	po	a	e	fld%
13 Chapman, Aaron	.364	29-29	121	22	44	6	0	6	18	68	.562	6	2	10	1	.403	0	1	5-6	17	40	4	.934
9 Connelly, Mark	.330	29-29	112	21	37	10	1	1	19	52	.464	9	8	5	0	.419	0	0	1-2	38	70	2	.982
38 Hausser, Justin	.289	23-23	90	15	26	6	0	0	11	32	.356	6	0	22	0	.330	1	1	5-5	182	11	2	.990
6 Cline, Marcus	.278	26-26	97	17	27	9	1	1	11	41	.423	10	0	21	1	.346	0	2	5-7	47	58	5	.955
2 Olejnik, Ty	.262	28-27	107	15	28	5	1	2	17	41	.383	7	3	21	1	.319	2	0	3-6	54	1	0	1.000
26 Thelen, Jack	.261	29-28	92	15	24	4	0	3	12	37	.402	19	1	21	3	.393	0	1	1-3	221	37	1	.996
3 Seidel, Luke	.236	26-25	106	15	25	4	1	2	14	37	.349	9	1	24	1	.302	0	0	5-5	39	0	2	.951
11 DeYoung, Nate	.235	22-21	81	7	19	5	0	2	10	30	.370	9	0	15	0	.311	0	1	2-3	8	1	0	1.000
32 Benson, Tommy	.215	22-22	79	13	17	7	1	1	5	29	.367	6	3	27	1	.295	0	0	2-3	63	4	1	.985
31 Novak, Jake	.208	23-19	77	10	16	5	2	2	11	31	.403	5	0	23	0	.256	0	0	2-2	39	1	0	1.000
---																							
39 Hansen, Carson	.353	12-6	34	3	12	1	1	0	7	15	.441	1	0	8	1	.371	0	0	0-0	7	1	1	.889
7 Chapman, Andrew	.333	2-0	3	1	1	0	0	0	0	1	.333	0	0	1	0	.333	0	0	0-0	0	0	0	.000
34 Kaiser, Jacob	.250	8-1	8	0	2	0	0	0	0	2	.250	2	0	5	0	.400	0	0	0-0	16	0	0	1.000
12 Jimenez, Andrew	.250	4-0	4	1	1	0	0	0	0	1	.250	0	0	3	0	.250	0	0	0-0	0	0	0	.000
8 Ebersole, Nathan	.188	10-3	16	1	3	0	0	0	1	3	.188	1	1	4	1	.278	0	1	0-1	7	12	1	.950
25 Otto, Thomas	.000	3-2	7	0	0	0	0	0	0	0	.000	0	0	5	0	.000	0	0	0-0	0	0	0	.000
16 Hoerter, Ryan	.000	1-0	0	1	0	0	0	0	0	0	.000	0	0	0	0	.000	0	0	0-0	0	1	0	1.000
Totals	.273	29	1034	157	282	62	8	20	136	420	.406	90	19	215	10	.341	3	7	31-43	753	295	26	.976
Opponents	.288	29	950	181	274	58	0	30	170	422	.444	147	36	241	13	.400	10	22	28-49	767	275	38	.965

LOB - Team (229), Opp (231). DPs turned - Team (24), Opp (14). IBB - Team (3), THELEN 1, HAUSSER 1, CONNELLY 1, Opp (5). Picked off - THELEN 1, OLEJNIK 1, HANSEN 1.

(Horizon games only Sorted by Earned run avg)

Player	era	w-l	app	gs	cg	sho	sv	ip	h	r	er	bb	so	2b	3b	hr	b/avg	wp	hp	bk	sfa	sha
14 Mathews, Sam	2.84	2-0	18	0	0	0/0	1	19.0	15	8	6	5	11	3	0	1	.217	0	3	0	2	1
28 Gilhaus, Nick	4.67	0-1	12	0	0	0/0	0	34.2	37	19	18	18	32	7	0	2	.287	1	7	0	0	4
20 Turnquist, Eliot	6.04	2-2	6	2	0	0/0	0	25.1	21	17	17	19	17	5	0	3	.247	2	1	1	2	2
47 Frey, Riley	6.10	2-6	10	10	0	0/0	0	59.0	75	41	40	27	60	17	0	8	.326	4	5	0	1	7
23 Hansel, Luke	8.18	3-4	10	10	0	0/0	0	44.0	56	41	40	31	38	10	0	6	.320	7	8	2	1	2
---																						
55 Montilva, Adrian	0.96	1-1	5	2	0	0/0	0	9.1	5	1	1	5	12	1	0	0	.156	2	0	0	0	0
18 Kelliher, Johnny	4.00	0-0	13	0	0	0/0	0	9.0	7	4	4	6	11	1	0	0	.226	0	4	0	0	3
11 DeYoung, Nate	4.50	1-0	3	0	0	0/0	1	4.0	3	3	2	2	8	0	0	1	.188	1	1	0	0	0
15 Sullivan, Mike	5.91	0-1	10	0	0	0/0	0	10.2	13	7	7	4	12	4	0	1	.302	2	2	0	0	2
53 Sheahan, Curtis	6.35	0-0	5	1	0	0/0	0	5.2	6	4	4	4	4	1	0	0	.286	1	1	0	0	0
22 Rice, Owen	6.35	0-1	3	2	0	0/0	0	5.2	8	6	4	5	9	0	0	3	.348	1	0	0	0	0
30 Kaufmann, Keagon	7.36	0-0	4	0	0	0/0	0	3.2	4	3	3	4	2	1	0	1	.364	2	1	0	1	1
35 Theis, Gavin	7.36	0-0	4	0	0	0/0	0	3.2	5	3	3	0	3	3	0	1	.333	0	0	1	1	0
16 Hoerter, Ryan	7.71	0-0	4	0	0	0/0	0	4.2	1	4	4	7	5	0	0	1	.071	0	0	0	0	0
29 Neu, Andrew	9.35	0-2	6	2	0	0/0	0	8.2	12	12	9	7	10	4	0	0	.316	2	0	0	2	0
19 Szajkovics, Dylan	15.43	0-0	2	0	0	0/0	0	2.1	4	4	4	2	4	1	0	2	.364	1	0	0	0	0
17 Deleskiewicz, Tyler	21.60	0-0	3	0	0	0/0	0	1.2	2	4	4	1	3	0	0	0	.286	0	3	0	0	0
Totals	6.10	11-18	29	29	0	0/0	2	251.0	274	181	170	147	241	58	0	30	.288	26	36	4	10	22
Opponents	4.44	18-11	29	29	0	1/1	12	255.2	282	157	126	90	215	62	8	20	.273	31	19	4	3	7

PB - Team (7), THELEN 6, KAISER 1, Opp (2). Pickoffs - Team (13), FREY 4, GILHAUS 3, TURNQUIST 2, THELEN 2, MATHEWS 1, HANSEL 1, Opp (3). SBA/ATT - THELEN (22-41), HANSEL (8-11), FREY (4-9), GILHAUS (2-8), KAISER (6-6), RICE (2-4), NEU (2-3), SHEAHAN (2-3), MATHEWS (2-3), HOERTER (1-2), TURNQUIST (1-2), MONTILVA (2-2), DELESKIEWICZ (1-1), KELLIHER (1-1).

2023 IN REVIEW - LEAGUE LEADERS

Batting Average
1. Colton Kucera (NKU) .384
2. Trey Law (YSU) .362
3. Noah Fischer (NKU) .343
4. Andrew Patrick (WSU) .337
5. Aaron Chapman (MKE) .335
6. Cleary Simpson (NKU) .324
7. Anglin Gehrig (WSU) .324
8. Liam McFadden-Ackman (NKU) .322
9. Matt Thompson (YSU) .316
10. Mark Connelly (MKE) .311

Hits
1. Andrew Patrick (WSU) 83
2. Trey Law (YSU) 80
3. Jay Luikart (WSU) 74
4. Noah Fisher (NKU) 70
4. Sammy Sass (WSU) 70
4. Aaron Chapman (MKE) 70
7. Liam McFadden-Ackman (NKU) 67
7. Mark Connelly (MKE) 67
9. Manny Vorhees (NKU) 66
10. Braedon Blackford (PFW) 65

Doubles
1. Andrew Patrick (WSU) 23
2. Sven D'Eusanio (YSU) 21
3. Gabe Lux (OAK) 19
4. Boston Smith (WSU) 18
5. Trey Law (YSU) 17
5. Brawdon Blackford (PFW) 17
5. Ian Cleary (OAK) 17
8. Liam McFadden-Ackman (NKU) 16
8. Julian Greenwell (WSU) 16
8. Jay Luikart (WSU) 16

Triples
1. Turner Grau (YSU) 7
2. Andrew Patrick (WSU) 4
2. Boston Smith (WSU) 4
4. Treyvin Moss (NKU) 3
4. Jay Luikart (WSU) 3
4. Gehrig Anglin (WSU) 3
7. Manny Vorhees (NKU) 2
7. Noah Fisher (NKU) 2
7. Colton Kucera (NKU) 2
7. Jared Miller (OAK) 2

Home Runs
1. Andrew Patrick (WSU) 22
2. Noah Fisher (NKU) 19
3. Liam McFadden-Ackman (NKU) 16
4. Braedon Blackford (PFW) 14
5. Jay Luikart (WSU) 13
6. Manny Vorhees (NKU) 12
7. Julian Greenwell (WSU) 11
8. Ben Higgins (PFW) 10
8. Thomas Green (OAK) 10
8. Gehrig Anglin (WSU) 10

Runs Scored
1. Andrew Patrick (WSU) 77
2. Noah Fisher (NKU) 66
3. Jay Luikart (WSU) 55
4. Liam McFadden-Ackman (NKU) 53
5. Manny Vorhees (NKU) 52
6. Trey Law (YSU) 50
7. Brandon Nigh (OAK) 47
8. Braedon Blackford (PFW) 46
8. Gabe Lux (OAK) 46
10. Gehrig Anglin (WSU) 45

Runs Batted In
1. Liam McFadden-Ackman (NKU) 69
2. Noah Fisher (NKU) 68
3. Andrew Patrick (WSU) 66
4. Manny Vorhees (NKU) 65
5. Braedon Blackford (PFW) 61
6. Padraig O'Shaughnessy (YSU) 53
6. Gehrig Anglin (WSU) 53
8. Steven D'Eusanio (YSU) 47
8. Jay Luikart (WSU) 47
10. Ben Higgins (PFW) 46

Slugging Percentage
1. Andrew Patrick (WSU) .732
2. Noah Fisher (NKU) .716
3. Liam McFadden-Ackman (NKU) .639
4. Gehrig Anglin (WSU) .624
5. Braedon Blackford (PFW) .586
6. Julian Greenwell (WSU) .565
7. Jay Luikart (WSU) .542
8. Andre Good (YSU) .528
9. Ben Higgins (PFW) .523
10. Manny Vorhees (NKU) .515

On-Base Percentage
1. Noah Fisher (NKU) .502
2. Colton Kucera (NKU) .500
3. Gehrig Anglin (WSU) .458
4. Cleary Simpson (NKU) .454
5. Andrew Patrick (WSU) .442
6. Trey Law (YSU) .437
7. Liam McFadden-Ackman (NKU) .429
8. Brandon Tucker (NKU) .429
9. Matt Thompson (YSU) .421
10. Cade Nelis (PFW) .416

On Base + Slugging
1. Noah Fisher (NKU) 1.218
2. Andrew Patrick (WSU) 1.174
3. Gehrig Anglin (WSU) 1.082
4. Liam McFadden-Ackman (NKU) 1.068
5. Colton Kucera (NKU) .988
6. Braedon Blackford (PFW) .979
7. Julian Greenwell (WSU) .947
8. Jay Luikart (WSU) .924
9. Manny Vorhees (NKU) .910
10. Aaron Chapman (MKE) .899

Walks
1. Noah Fisher (NKU) 53
2. Gabe Lux (OAK) 42
3. Andrew Patrick (WSU) 39
4. Cade Nelis (PFW) 38
5. Brandon Heidal (OAK) 37
5. Boston Smith (WSU) 37
7. Padraig O'Shaughnessy (YSU) 36
8. Manny Vorhees (NKU) 35
8. Liam McFadden-Ackman (NKU) 35
10. Gehrig Anglin (WSU) 32

Stolen Bases
1. Andrew Patrick (WSU) 32
2. Treyvin Moss (NKU) 23
3. Luke Seidel (MKE) 17
4. Turner Grau (YSU) 15
4. Cleary Simpson (NKU) 15
6. Gehrig Anglin (WSU) 14
7. Dane Thomas (WSU) 13
8. Sammy Sass (WSU) 12
9. Reggie Bussey (OAK) 11
10. Drew Collins (OAK) 11

Earned Run Average
1. Sebastian Gongora (WSU) 3.17
2. Luke Stofel (WSU) 3.83
3. Hunter Pidek (OAK) 4.02
4. Brandon Decker (OAK) 4.40
5. Clay Brock (NKU) 4.46
6. Tristan Haught (WSU) 4.56
7. Jake Shirk (WSU) 4.77
8. Travis Perry (YSU) 4.79
9. Riley Frey (MKE) 4.90
10. Ben Gerl (NKU) 5.12

Opposing Batting Average
1. Sebastian Gongora (WSU) .227
2. Hunter Pidek (OAK) .245
3. Brandon Decker (OAK) .246
4. Tristan Haught (WSU) .248
5. Travis Perry (YSU) .251
6. Luke Stofel (WSU) .256
7. Braden Gebhardt (YSU) .270
8. Clay Brock (NKU) .275
9. Kaden Echrman (NKU) .278
10. Jake Shirk (WSU) .278

Innings Pitched
1. Sebastian Gongora (WSU) 93.2
2. Riley Frey (MKE) 90.0
3. Ben Gerl (NKU) 84.1
4. Jake Shirk (WSU) 83.0
5. Clay Brock (NKU) 80.2
6. Luke Stofel (WSU) 80.0
7. Travis Perry (YSU) 73.1
8. Tristan Haught (WSU) 73.0
9. Travis Densmore (OAK) 72.2
10. Hunter Pidek (OAK) 71.2

Strikeouts
1. Sebastian Gongora (WSU) 89
2. Riley Frey (MKE) 87
3. Kaden Echrman (NKU) 82
4. Ben Gerl (NKU) 74
5. Brandon Decker (OAK) 73
6. Jake Shirk (WSU) 71
6. Tristan Haught (WSU) 71
8. Luke Hansel (MKE) 66
9. Luke Stofel (WSU) 64
10. Clay Brock (NKU) 62

Wins
1. Sebastian Gongora (WSU) 10
2. Brandon Decker (OAK) 8
3. Tristan Haught (WSU) 7
4. Ben Gerl (NKU) 6
4. Carson Werrmann (NKU) 6
4. Luke Hansel (MKE) 6
7. Travis Perry (YSU) 5
7. Clay Brock (NKU) 5
7. Kaden Echrman (NKU) 5
7. Travis Densmore (OAK) 5

Saves
1. Nate DeYoung (MKE) 9
2. Casey Marshalwitz (YSU) 6
2. Jay Luikart (WSU) 6
4. Logen Davenport (NKU) 5
4. Brandon Decker (OAK) 5
6. Casey Maniglia (NKU) 4
6. Justin Miller (PFW) 4
6. Tristan Haught (WSU) 4
6. Joey Valentine (WSU) 4
10. Brandon Nigh (OAK) 2

HORIZON LEAGUE STANDINGS

	Horizon League				Overall			
Team	W	L	T	Pct.	W	L	T	Pct.
Wright State	22	8	0	.733	39	23	0	.629
Oakland	18	12	0	.600	29	31	0	.483
Northern Kentucky	17	13	0	.567	30	27	0	.526
Youngstown State	13	16	0	.448	19	36	0	.345
Milwaukee	11	18	0	.379	25	32	0	.439
Purdue Fort Wayne	8	22	0	.267	13	43	0	.232

POSTSEASON AWARDS

PLAYER OF THE YEAR
Noah Fisher, Northern Kentucky

PITCHER OF THE YEAR
Sebastian Gongora, Wright State

RELIEVER OF THE YEAR
Brandon Decker, Oakland

FRESHMAN OF THE YEAR
Matt Thompson, Youngstown State

COACH OF THE YEAR
Alex Sogard, Wright State

ALL-FRESHMAN TEAM
Carson Hansen, Milwaukee
Reggie Bussey, Oakland
Patrick Fultz, Wright State
Joey Valentine, Wright State
Braden Gebhardt, Youngstown State
Matt Thompson, Youngstown State

FIRST TEAM ALL-LEAGUE
Sammy Sass, C, Wright State
Braedon Blackford, 1B, Purdue Fort Wayne
John Odom, 2B, Northern Kentucky
Aaron Chapman, 3B, Milwaukee
Noah Fisher, SS, Northern Kentucky
Andrew Patrick, OF, Wright State
Colton Kucera, OF, Northern Kentucky
Jay Luikart, OF, Wright State
Padraig O'Shaughnessy, DH, Youngstown State
Sebastian Gongora, SP, Wright State
Clay Brock, SP, Northern Kentucky
Jake Shirk, SP, Wright State
Brandon Decker, RP, Oakland
Gehrig Anglin, At-Large, Wright State

SECOND TEAM ALL-LEAGUE
Jack Thelen, C, Milwaukee
Liam McFadden-Ackman, 1B, Northern Kentucky
Mark Connelly, 2B, Milwaukee
Braeden O'Shaughnessy, 3B, Youngstown State
Trey Law, SS, Youngstown State
Ben Higgins, OF, Purdue Fort Wayne
Ian Cleary, OF, Oakland
Treyvin Moss, OF, Northern Kentucky
Gabe Lux, DH, Oakland
Hunter Pidek, SP, Oakland
Kaden Echeman, SP, Northern Kentucky
Riley Frey, SP, Milwaukee
Sam Mathews, RP, Milwaukee
Manny Vorhees, At-Large, Northern Kentucky

HORIZON LEAGUE®

LEAGUE STATISTICAL RANKINGS

6.	Batting Average	.260
6.	Runs	283
5.	Hits	508
6.	Doubles	109
4.	Triples	11
6.	Home Runs	38
6.	Runs Batted In	252
6.	Total Bases	753
6.	Slugging Percentage	.385
6.	Walks	171
6.	Hit By Pitch	41
1.	Strikeouts	368
6.	On-Base Percentage	.330
6.	Sacrifice Flies	12
5.	Sacrifice Bunts	9
4.	Stolen Bases	77

2.	Earned Run Average	4.89
4.	Wins	25
2.	Shutouts	3
4.	Saves	11
4.	Innings Pitched	482.0
1.	Hits Allowed	521
1.	Runs Allowed	325
1.	Earned Runs Allowed	287
3.	Walks Allowed	273
2.	Strikeouts	463
1.	Doubles Allowed	117
1.	Triples Allowed	9
1.	Home Runs Allowed	45
2.	Batting Average Against	.283
4.	Wild Pitches	64
1.	Hit Batters	72

Horizon League Tournament

(at Nischwitz Stadium, Fairborn, Ohio)

Wednesday, May 24
Milwaukee 12, Youngstown State 3
Youngstown State Eliminated

Northern Kentucky 6, Purdue Fort Wayne 3
Purdue Fort Wayne Eliminated

Thursday, May 25
Wright State 6, Milwaukee 3

Oakland 13, Northern Kentucky 8

Milwaukee 10, Northern Kentucky 8
Northern Kentucky Eliminated

Friday, May 26
Oakland 6, Wright State 5

Wright State 2, Milwaukee 1
Milwaukee Eliminated

Saturday, May 27
Wright State 9, Oakland 8

Wright State 14, Oakland 0
Oakland Eliminated
Wright State to the NCAA Championship

2023 All-Tournament Team
Andrew Patrick, Wright State (MVP)
Tristan Haught, Wright State
Jay Luikart, Wright State
Luke Stofel, Wright State
Julian Greenwell, Wright State
Brandon Heidal, Oakland
Brandon Nigh, Oakland
Ian Cleary, Oakland
Mark Connelly, Milwaukee
Marcus Cline, Milwaukee
Adam Schneider, Northern Kentucky
Colton Kucera, Northern Kentucky

NCAA Championship
Indiana State Regional

(at Bob Warn Field, Terre Haute, Ind.)

Friday, June 2
Indiana State 6, Wright State 5

Saturday, June 3
North Carolina 5, Wright State 0
Wright State Eliminated

Horizon League Era
(2002 - Present)

Baseball America All-American
Daulton Varsho ..... Third Team, 2017

D1Baseball.com All-American
Daulton Varsho ..... Second Team, 2017


Daulton Varsho

Louisville Slugger All-American
Sam Koenig ..... Third Team 2015
Mike Porcaro ..... Honorable Mention 2013
Mike Goetz ..... Second Team 2006

Rawlings/ABCA All-American
Mike Goetz ..... First Team 2006

Louisville Slugger Freshman All-American
Mitch Ghelfi ..... First Team 2013

Perfect Game Freshman All-American
Mitch Ghelfi ..... First Team 2013

ABCA/Rawlings All-Mideast Region
Tyler Bordner ..... Second Team 2019
Daulton Varsho ..... Second Team 2017
Daulton Varsho ..... First Team 2016
Brian Keller ..... Second Team 2016
Sam Koenig ..... First Team 2015
Ryan Solberg ..... Second Team 2014
Mike Porcaro ..... First Team 2013
Jake Long ..... Second Team 2013
Doug Dekoning ..... Second Team 2011
Cole Kraft ..... Second Team 2011
Mike Goetz ..... First Team 2006
Matt Freisleben ..... First Team 2002
Scott Gillitzer ..... First Team 2001

CoSIDA Academic All-America
Luke Meeteer ..... Third Team, 2016
Sam Koenig* ..... First Team, 2015
Tim Patzman ..... Second Team, 2010
**Was named Academic All-America Of The Year*

CoSIDA Academic All-District
Nate DeYoung 2023
Nick Gilhaus 2023
Jake Novak 2023
Ty Olejnik 2023
Jack Thelen 2023
Trevor Schwecke 2019
Matt Quartel 2019
Joe Vyskocil 2019
Daulton Varsho 2017
Luke Meeteer 2016
Sam Koenig 2015
Chad Pierce 2011
Paul Hoenecke 2011
Chad Pierce 2010
Tim Patzman 2010
Andy Hetebrueg 2007

Horizon League Player of the Year
Daulton Varsho 2016
Ryan Solberg 2014
Mike Porcaro 2013
Mike Goetz 2006
Ben Stanczyk 2004

Horizon League Pitcher of the Year
Brian Keller 2016
Jake Long 2013
Chad Pierce 2011
Ben Stanczyk 2004
Mikel Schaefer 2003

Mitch Ghelfi

Horizon League Newcomer of the Year
Mitch Ghelfi 2013
Chad Pierce 2010
Aaron Sorenson 2005

Horizon League Relief Pitcher of the Year
AJ Blubaugh 2021, 2022
Cameron Amsrud 2010

Horizon League Coach of the Year
Scott Doffek 2013
Scott Doffek 2009

All-League First Team
Aaron Chapman, 3B 2023
AJ Blubaugh, P 2022
AJ Blubaugh, P 2021
Tyler Bordner, C 2019
Trevor Schwecke, SS 2019
Joe Vyskocil, 1B 2019
Ben Chally, 3B 2018
Austin Schulfer, P 2018
Ben Chally, 3B 2017
Jay Peters, P 2017
Brian Keller, P 2016
Luke Meeteer, OF 2016
Daulton Varsho 2016
Sam Koenig, OF 2015
Justin Langley, P 2015
Joe Pavlovich, P 2015
Ryan Solberg, OF 2014
Will Fadness, DH 2013
Jake Long, P 2013
Derek Peake, OF 2013
Mike Porcaro, 2B 2013
Paul Hoenecke, Utility 2012
Luke Meeteer, OF 2012
Cale Tassi, P 2012
Doug Dekoning, OF 2011
Cole Kraft, 2B 2011
Chad Pierce, P 2011
Tim Patzman, OF 2010
Paul Hoenecke, Utility 2010
Doug Dekoning, OF 2009
Andy Gerhartz, 2B 2009
Tim Patzman, OF 2009
Shawn Wozniak, Utility 2009
Andy Gerhartz, Utility 2008
Jesse Hart, 2B 2008
Nick Wichser, OF 2008
Jesse Hart, 2B 2007
Josh Groves, Utility 2007
Mike Goetz, OF 2006
Joe Nowicki, 1B 2006
Joe Nowicki, OF 2005
Charlie Reschke, 2B 2005
Zak Rivera, DH 2005
Ben Stanczyk, 3B/P 2004
Troy Doering, Utility 2003
Mikel Schaefer, P 2003
Troy Doering, Utility 2002
Steve Guden, 3B 2002
John Vanden Berg, C 2002

ALL-TIME HONORS

All-League Second Team

Jack Thelen, C 2023
Mark Connelly, 2B 2023
Riley Frey, SP 2023
Sam Mathews, RP 2023
Riley Frey, P 2022
Luke Seidel, OF 2022
Riley Frey, P 2021
Devin Rybacki, OF 2019
Oakland Scanlan, DH 2019
Jared Reklaitis, P 2019
Jake Sommers, P 2019
Tyler Bordner, C 2018
Devin Rybacki, CF 2018
Trevor Schwecke, 2B 2018
Trevor Schwecke, SS 2017
Daulton Varsho, C 2017
Billy Quirke, 2B 2016
Mitch Ghelfi, C 2015
Cody Peterson, P 2015
Mike Porcaro, DH 2015
Tell Taylor, 2B 2015
Tyler Hermann, Utility 2014
Ryan McShane, SS 2014
Pat Wilson, 1B 2014
Jonathan Capasso, OF 2013
Luke Meeteer, OF 2013
Mike Schneider, P 2013
Ryan Solberg, Utility 2013
Will Fadness, C 2012
Michael Porcaro, 2B 2012
Jonathan Capasso, OF 2011
Tell Taylor, SS 2011
Cole Kraft, SS 2010
Sam Sivilotti, DH 2010
Josh Groves, DH 2009
Ben Long, DH 2008
Shaun Wegner, C 2008
Shawn Wozniak, 1B 2008
Ross McCoy, OF 2007
Rob Brockel, OF 2007
Robert Michalkiewicz, P 2007
Grant Berkovitz, SS 2007
Rick Cavaiani, P 2006
Ross McCoy, OF 2006
Grant Berkovitz, SS 2005
Aaron Sorenson, P 2005
Matt Alexander, OF 2004
Ross McCoy, 1B 2004
Dave Pudlosky, 1B 2003
Charlie Reschke, 2B 2003
Ben Stanczyk, 3B 2003
David Michna, OF 2003
Adam Christ, SS 2002
Quintin Oldenburg, P 2002
Dave Pudlosky, 1B 2002

League All-Freshman Team
(Starting in 2015)

Carson Hansen 2023
Justin Hausser 2022
Riley Frey 2021
James Severson 2021
Zach Nogalski 2018
Patrick Tomfohrde 2018
Trevor Schwecke 2017
Elijah Goodman 2016
Austin Schulfer 2015
Daulton Varsho 2015

League All-Newcomer Team
(Prior to 2015)

Mitch Ghelfi 2013
Pat Wilson 2013
Will Fadness 2012
Luke Meeteer 2012
Michael Porcaro 2012
Ryan Solberg 2011
Tell Taylor 2011
Chad Pierce 2010
Jonathan Capasso 2010
Jayme Sukowaty 2010
Paul Hoenecke 2009
Doug Dekoning 2008
Andy Gerhartz 2008
Brad Lusti 2008
Shaun Wegner 2007
Dan Buchholz 2006
Mike Goetz 2005
Aaron Sorenson 2005
Ross McCoy 2004
Steve Sanfilippo 2003
Adam Christ 2002
Troy Doering 2002
Geoff Lefeber 2002
David Michna 2002

League All-Tournament Team

Mark Connelly, 2B 2023
Marcus Cline, SS 2023
AJ Blubaugh, P 2021
Mike Ferri, IF 2021
Zach Nogalski, OF 2021
Tyler Bordner, C 2019
Joe Vyskocil, 1B 2019
Devin Rybacki, OF 2019
Mike Edwards, P 2019
Daulton Varsho, C 2016
Sam Koenig, 1B 2015
Luke Meeteer, OF 2015
Tell Taylor, 2B 2015
Nick Unes, 3B 2015
Ryan Solberg, OF 2014
Pat Wilson, 1B 2014
Mike Porcaro, 2B 2013
Jonathan Capasso, OF 2012
Dan Buchholz, 3B 2010
Ben Long, 1B 2010
Chad Pierce, P 2010
Sam Sivilotti, DH 2010
Jesse Hart, 2B 2008
Ben McClarey, P 2008
Troy Vesling, OF 2008
Shawn Wozniak, DH 2008
Jesse Hart, 2B 2007
Dan Luczak, P 2007
Rob Brockel, OF 2006
Blake Kangas, 1B 2005
Zak Rivera, DH 2005
Mike Goetz, OF 2005
Joe Nowicki, OF 2005
Ben Stanczyk, P 2004
Geoff Lefeber, P 2002
Quintin Oldenburg, P 2002
Dave Pudlosky, 1B 2002
Charlie Reschke, OF 2002
John Vanden Berg, C 2002

Horizon League Tournament MVP

Chad Pierce, P 2010
Dave Pudlosky, 1B 2002


Chad Pierce

Midwestern Collegiate Conference Era
(1994 - 2001)

MCC Player of the Year
Darin Haugom 2001


Darin Haugom

MCC Pitcher of the Year
Quintin Oldenburg 2001

All-Conference First Team
Scott Gillitzer, 2B 2001
Eric Goerdt, OF/1B 2001
Darin Haugom, OF 2001
Quintin Oldenburg, P 2001
Eric Goerdt, OF/1B 2000
Darin Haugom, OF 2000
Andy Neary, P 2000
Chad Sadowski, DH/1B 2000
Paul Archambault, Utility 1999
Todd Ludwig, C 1999
Chad Sadowski, DH/1B 1999
Mike Casper, P 1998
Ken Poniewaz, 3B 1998
Jeff Stoss, 1B 1998
Chad Sadowski, DH/1B 1997
Jak Kraus, 1B 1996
Jason Weseman, SS 1996

All-Conference Second Team
Steve Guden, 3B 2001
John Vanden Berg, Utility 2001
Scott Gillitzer, SS 2000
Chad Sadowski, P/DH 2000
Darin Haugom, OF 1999
Steve Johnson, OF 1999
Jared Kotarek, DH 1999
Andy Neary, P 1999
Chad Sadowski, P/DH 1999
Steve Tylke, 2B 1999
Brett Huebner, OF 1998
Lee Jaramillo, C 1998
Chad Sadowski, P/DH 1998
Jeff Stoss, 1B 1997
Greg Toll, OF 1997
Clay Schwartz, C 1996
Jak Kraus, 3B 1995
Jeff Stoss, 1B 1995
Jak Kraus, 3B 1994

MCC All-Newcomer Team
Steve Guden 2001
John Vanden Berg 2001
Scott Gillitzer 2000
Eric Goerdt 2000
Matt Houk 2000
Matt Freisleben 1999
Steve Tylke 1999
Brett Huebner 1998
Steve Johnson 1998
Ken Poniewaz 1997
Chad Sadowski 1997
Greg Toll 1997
Rob Becker 1996
Eric Lubarsky 1996
Jason Ramminger 1996

MCC Newcomer of the Year
John Vanden Berg 2001
Eric Goerdt 2000
Steve Tylke 1999
Steve Johnson 1998

Conference Coach of the Year
Jerry Augustine 2001
Jerry Augustine 2000
Jerry Augustine 1997

MCC All-Tournament Team
Aaron Bushong, P 2001
Jason Crawford, DH 2001
Scott Gillitzer, 2B 2001
Steve Guden, 3B 2001
Darin Haugom, OF 2001
Dave Pudlosky, 1B 2001
John Vanden Berg, C 2001
Scott Gillitzer, SS 2000
Darin Haugom, OF 1999
Jared Kotarek, 1B 1999
Todd Ludwig, C 1999
Chad Sadowski, P 1999
Steve Tylke, 2B 1999
Mike Casper, P 1998
Lee Jaramillo, C 1998
Eric Lubarsky, OF 1998
Greg Toll, 2B 1998
Clay Schwartz, C 1996

MCC Tournament MVP
Scott Gillitzer 2001
Chad Sadowski 1999

EARLY PROGRAM HISTORY

FIRST ERA (1957-73)

Prior to the move to Division I for Milwaukee baseball, the Panthers outfitted baseball teams in two eras. From 1957 through the 1973 season, UWM sported a varsity baseball program. In those 17 seasons the Panthers went 149-211-1 under two coaches.

FIRST ERA				
Coach - Bill Ritter				
1957	5	10	1	.313
1958	14	8	0	.636
1959	9	9	0	.500
1960	9	7	0	.563
1961	10	12	0	.455
1962	13	9	0	.591
1963	9	11	0	.450
1964	5	9	0	.357
1965	7	14	0	.333
1966	9	17	0	.346
1967	9	12	0	.429
1968	5	18	0	.217
1969	8	10	0	.444
1970	10	15	0	.400
Total	122	161	1	.431
Coach - Frank Orzel				
1971	12	14	0	.461
1972	6	20	0	.230
1973	9	16	0	.360
Total	27	50	0	.351

Bill Ritter led UWM to four winning seasons in the first era of varsity baseball. Ritter's Panthers put together a stretch of three-straight winning seasons from 1958-60, a feat that UWM would have to wait 38 years to repeat.

Frank Orzel took over for Bill Ritter following the 1970 season. Under Orzel UWM won 12 games in 1971, the most since '62. Orzel's next two seasons saw 15 total wins and the baseball program was dropped at UW-Milwaukee for financial reasons following UWM's 9-16 season in 1973.

CLUB BASEBALL (1982-86)

Jim Burian headed up UWM's club baseball team that he created in the fall of 1981. The team began play in the spring of 1982. Following an 8-10 inaugural season, the Burian-led Panthers posted four-straight winning seasons, culminating with a 27-14 record in the 1986 season.

CLUB BASEBALL				
Coach - Jim Burian				
1982	8	10	0	.444
1983	15	9	0	.625
1984	17	9	0	.654
1985	14	13	1	.518
1986	27	14	0	.659
Total	81	55	1	.595

In five years, the UWM Club Panthers posted an overall record of 81-55-1 (.595).

NEW ERA BEGINS (1987-90)

When UWM's baseball reached varsity status again in 1987, Jim Burian was kept as head coach. Winning ways were harder to keep. After dismal 16-27 and 15-31 records in '87 and '88, the Panthers got back to .500 with a 22-22 record in 1989. The 22 wins were a school record that lasted until 1996. Following UWM's 9-35 (.205) 1990 season, the worst winning percentage in school history (club or varsity), Scott Kugi replaced Burian as head coach in preparation for Division I competition in 1991.

NEW ERA BEGINS				
Coach - Jim Burian				
1987	16	27	0	.372
1988	15	31	0	.326
1989	22	22	0	.500
1990	9	35	0	.205
Total	**62**	**115**	**0**	**.350**

DIVISION I ERA (1991-Present)

Prior to September of 1990 Milwaukee featured one NCAA Division I team in its men's soccer squad. In 1990 the rest of the athletic teams followed suit and UWM officially became a Division I institution. Like every other team, the baseball team began the newest era as a Division I Independent.

In Scott Kugi's first season as head coach, the Panthers equaled 1990's record-setting futility by posting an identical 9-35 record. Kugi saw his team improve to 14-32 (.304) in 1992, and eventually, to 10-19 (.345) in 1993.

The 1994 season saw Milwaukee enter its first conference and see a new head coach take the reigns. Bill Schufreider took over the Panther head coaching duties for the 1994 season. Schufreider led the Panthers to a 20-30 record and a 9-12 conference record in their only year as a member of the Mid-Continent Conference.

In 1995, MKE had a new conference and a new head coach. Jerry Augustine was named the Panthers' new head coach as they prepared for their first season in the Midwestern Collegiate Conference (MCC). In its first season in the MCC, Milwaukee went 21-24, with a 6-9 record in the MCC West.

The next four years saw an increase in total wins and conference wins in each season. The trend reached its peak when Milwaukee posted its first 30-win season ever in 1998. The Panthers finished 1998 with a 33-15-1 record and a 14-6 mark in the MCC. Success continued into 1999 when Augustine's Panthers won 30 games for the second-straight season and won the school's first-ever conference tournament championship. With the tournament title in hand, MKE earned the MCC's automatic bid for the program's first-ever NCAA Tournament berth. Selected to the Lubbock Regional as the fourth seed, the Panthers turned more heads by knocking off top-ranked Rice in the opening game of the regional.

Milwaukee went 30-24 in 2000 and posted a 12-6 record in the MCC to win its first-ever regular season conference championship. For his team's efforts in its third-straight 30-win season, Augustine was honored as MCC Co-Coach of the Year.

A school-record 39 wins in 2001 was just the tip of the iceberg for the most successful team in the program's history. The 2001 Panthers dominated the MCC with a 16-4 record and swept through the tournament to win their second regular season and tournament championships.

Milwaukee earned an automatic bid to the NCAA Tournament and was sent to the South Bend Regional on the campus of the historic University of Notre Dame. Fighting bad weather and lengthy rain delays, the Panthers battled hard against All-Americans and Major League draftees before coming home. In 2001, the squad rewrote the record books by breaking almost every record the school keeps.

HORIZON LEAGUE ERA (2002-Present)

On June 4, 2002, the MCC officially became the Horizon League. UWM started 2002 with a Horizon League Tournament Championship and a trip to NCAA Regionals in Lincoln, Neb. With that precedent, UWM hopes to continue its domination into the next era of Panther baseball and beyond. Since the start of the 2002 season, only UIC has more league victories than Milwaukee. The Panthers just missed another NCAA trip in 2005, 2008 and 2015, falling in the league tournament title game each time.

The team then returned to NCAA postseason action in 2010, falling in a close game to No. 1 Arizona State on its home field in the NCAA Regional opener after going 4-1 at the league tournament, beating Wright State for the crown. Three years later, the Panthers would claim their first regular-season championship since 2001 during the 2013 campaign, sweeping all three games in the final home series of the year to win it all and earn the title.

Milwaukee tied the school record with 39 victories in 2015 and won 32 more games the next spring. The Panthers finished second in the regular season title chase in 2019 and nearly made a return trip to the NCAA's - falling by a single run in the Horizon League Tournament title game.

Following the 2023 season, head coach Scott Doffek retired as the program's all-time leader in wins with 438 over his 17 seasons at the helm. Shaun Wegner was promoted to the head coaching position shortly after, becoming the first Panther alumnus to lead the Milwaukee Baseball program.

1957-1973 Single-Season Hitting Records

Batting Average	Don Lewison	.489	1957
At-Bats	Harry Klink	85	1966
Runs	Earl Gengler	22	1962
Hits	Dick Gruetzmacher	26	1962
	Alex Kaminski	26	1966
Doubles	Craig Streff	6	1963
	Harry Klink	6	1964
Triples	Dick Gruetzmacher	4	1963
	Craig Streff	4	1963
Home Runs	Al Kaminski	4	1966, 68
	Mike Potter	4	1969, 70
RBI	Bob Helminiak	17	1971
Total Bases	Craig Streff	43	1963
Strikeouts	Bob Vetter	26	1971

Single-Season Pitching Records

Appearances	Joe Starck	12	1966
Starts	Joe Starck	12	1966
Complete Games	Joe Starck	11	1966
Wins	Tom Tanski	6	1971
Strikeouts	Joe Starck	73	1966
Innings Pitched	Joe Starck	80.2	1966
ERA	Joe Starck	1.45	1966
Walks	Tom Tanski	14	1972

UWM PANTHERS

1982-1986 Club Baseball Single-Season Hitting Records

Batting Average	Bill Hesiak	.443	1984
At-Bats	Jeff Hesse	116	1986
Runs	Tim Sweeney	39	1986
Hits	Ron Hill	43	1986
	Jeff Hesse	43	1986
Doubles	Ron Hill	8	1986
	Jeff Hesse	8	1986
Triples	Dave Knott	4	1984
Home Runs	Bill Hesiak	6	1984
RBI	Jeff Hesse	39	1986
Total Bases	Bill Hesiak	65	1984
Strikeouts	Mike Konruff	20	1985

Single-Season Pitching Records

Appearances	Steve Walker	10	1983
	Mark Obst	10	1986
	Jim Pandl	10	1986
Complete Games	5 tied with	4	1985, 86
Wins	Jim Jendusa	5	1986
Strikeouts	Mark Honerlaw	35	1985
Innings Pitched	Mark Obst	44.0	1986
ERA	Steve Walker	1.56	1983

Year	Overall	League	Conference	Coach
1957	5-10-1	1-7	Chicagoland College	Bill Ritter
1958	14-8	N/A	Chicagoland College	Bill Ritter
1959	9-9	N/A	Chicagoland College	Bill Ritter
1960	9-7	4-4	Chicagoland College	Bill Ritter
1961	10-12	3-5	Chicagoland College	Bill Ritter
1962	13-9	4-6	Chicagoland College	Bill Ritter
1963	9-11	6-4	Chicagoland College	Bill Ritter
1964	5-9	3-7	Chicagoland College	Bill Ritter
1965	7-14	N/A	Chicagoland College	Bill Ritter
1966	9-17	N/A	Chicagoland College	Bill Ritter
1967	9-12	N/A	Chicagoland College	Bill Ritter
1968	5-18	N/A	Chicagoland College	Bill Ritter
1969	8-10	N/A	Chicagoland College	Bill Ritter
1970	10-15	4-8	Chicagoland College	Bill Ritter
1971	12-14	N/A	Chicagoland College	Frank Orzel
1972	6-20	N/A	Chicagoland College	Frank Orzel
1973	9-16	4-7	Chicagoland College	Frank Orzel
1974-81	Baseball Not Sponsored as a Sport at Milwaukee, Returned at Club Level 1982-86			
1982 *	8-10	N/A	N/A	Jim Burian
1983 *	15-9	N/A	N/A	Jim Burian
1984 *	17-9	N/A	N/A	Jim Burian
1985 *	14-13-1	N/A	N/A	Jim Burian
1986 *	27-14	N/A	N/A	Jim Burian
1987	16-27	N/A	N/A	Jim Burian
1988	15-31	N/A	N/A	Jim Burian
1989	22-22	N/A	N/A	Jim Burian
1990	9-35	N/A	N/A	Jim Burian
1991	9-35	None	Independent	Scott Kugi
1992	14-32	None	Independent	Scott Kugi
1993	10-19	None	Independent	Scott Kugi
1994	20-30	9-12	Mid-Continent	Bill Schufrieder
1995	21-24	6-9	Midwestern Collegiate	Jerry Augustine
1996	23-26	13-8	Midwestern Collegiate	Jerry Augustine
1997	28-30	13-11	Midwestern Collegiate	Jerry Augustine
1998	33-15-1	14-6	Midwestern Collegiate	Jerry Augustine
1999	31-29	11-7	Midwestern Collegiate	Jerry Augustine
2000	30-24	12-6	Midwestern Collegiate	Jerry Augustine
2001	39-18	16-4	Midwestern Collegiate	Jerry Augustine
2002	36-20	15-8	Horizon League	Jerry Augustine
2003	25-25	13-10	Horizon League	Jerry Augustine
2004	23-30	9-10	Horizon League	Jerry Augustine
2005	26-31	12-8	Horizon League	Jerry Augustine
2006	32-25	18-12	Horizon League	Jerry Augustine
2007	25-32	16-14	Horizon League	Scott Doffek
2008	25-36	11-15	Horizon League	Scott Doffek
2009	28-27	14-9	Horizon League	Scott Doffek
2010	33-26	17-8	Horizon League	Scott Doffek
2011	28-28-1	15-10-1	Horizon League	Scott Doffek
2012	27-27	18-11	Horizon League	Scott Doffek
2013	29-21	14-7	Horizon League	Scott Doffek
2014	21-29	10-14	Horizon League	Scott Doffek
2015	39-20	16-13	Horizon League	Scott Doffek
2016	32-26	17-11	Horizon League	Scott Doffek
2017	22-32	10-18	Horizon League	Scott Doffek
2018	26-28	13-12	Horizon League	Scott Doffek
2019	35-21-1	18-11	Horizon League	Scott Doffek
2020	1-14	0-0	Horizon League	Scott Doffek
2021	22-33	17-23	Horizon League	Scott Doffek
2022	20-30	9-18	Horizon League	Scott Doffek
2023	25-32	11-17	Horizon League	Scott Doffek

Varsity (54 years; 1957-73, 1987-present) 1049-1201-4 (.466)
Club (5 years; 1982-86) 81-55-1 (.595)
Total (59 years; 1957-present) 1130-1256-5 (.474)

Division I (33 years; 1991-present) 838-875-3 (.489)
Horizon League (29 years; 1995-present) 378-311-1 (.549)

COACHING RECORDS



BILL RITTER

1957-1970
122-161-1 (.431)



FRANK ORZEL

1971-1973
27-50 (.351)



JIM BURIAN

1982-1990
143-170-1 (.457)



SCOTT KUGI

1991-1993
33-86-0 (.277)



BILL SCHUFRIEDER

1994
20-30-0 (.400)



JERRY AUGUSTINE

1995-2006
347-297-1 (.539)

SCOTT DOFFEK

2007-2023
438-462-2 (.487)

LETTERWINNERS - POSITION PLAYERS

Name	Years	AB	BA	HR	RBI
Aiello, Mike	2014	1	.000	0	0
Alexander, Matt	2002-04	369	.333	4	53
Andes, Johann	2009	103	.223	4	16
Archambault, Paul	1997, 1999-2001	261	.314	5	43
Augustine, Todd	1997	18	.211	0	6
Barwick, Dan	2013-14, 2016	166	.223	0	14
Becker, Tom	2000	2	.000	0	0
Beno, Ben	2002	131	.267	0	11
Benson, Tommy	2022-23	292	.223	10	19
Berkovitz, Grant	2005-07	499	.311	7	75
Bjornlie, Andy	1994-96, 1998	527	.294	2	42
Boidanis, John	2016-17	352	.236	10	63
Bordner, Tyler	2018-19	359	.312	12	83
Branch, Joe	1991	31	.323	1	2
Brenner, Zach *	2014-15	11	.182	0	1
Brockel, Rob *	2005-07	494	.296	17	97
Buban, Aaron	2014-16	107	.280	3	22
Buban, Mitchell	2018-22	728	.257	6	94
Buboltz, Rick	1992-93	44	.182	0	0
Buchholz, Dan	2006-10	501	.293	16	103
Buechel, Brent	2002-05	21	.238	0	3
Burmeister, Adam	1991	18	.278	0	3
Caliendo, Terry	1996-97	76	.316	0	14
Cannon, P.J.	2002-03	148	.291	1	18
Capasso, Jonathan	2010-13	687	.307	7	100
Cardis, Phil	1994	75	.173	0	4
Cavanaugh, Jack*	2020-21	164	.256	3	22
Chally, Ben	2017-18	385	.299	4	56
Chapman, Aaron	2022-23	401	.317	11	60
Chapman, Andrew	**2023**	**7**	**.143**	**0**	**0**
Christ, Adam	2002	200	.290	0	15
Cline, Marcus	2020-21, 23	341	.240	4	44
Connelly, Mark	2022-23	339	.310	3	57
Crawford, Jason *	1999, 2001	344	.308	6	58
Cross, Bryce	2019	11	.182	0	2
Curran, Matt	2003-06	299	.284	5	36
Daggett, Derek	2001	139	.324	5	33
Davis, Shane	2001-02, 2004-05	238	.273	5	30
Dawson, Marcellus	2003	120	.283	1	19
Dekoning, Doug	2008-11	793	.328	17	120
Detert, Dylan	2016-17	218	.193	2	17
DeYoung, Matt	2019-20	2	.000	0	0
DeYoung, Nate*	2019-23	535	.228	13	78
Doering, Troy	2002-03	259	.295	0	30
Dolan, Ryan	2002	20	.350	1	8
Ebersole, Nathan*	2022-23	50	.134	0	6
Eduardo, JJ	2019	20	.100	0	0
Endicot, Matt	1995	17	.235	1	5
Erdmann, Alex *	2010-13	258	.260	1	31
Fadness, Will	2012-13	348	.313	8	63
Ferri, Mike	2017-21	659	.258	7	74
Fleischman, Blake	2015	4	.000	0	0
Fojut, Joseph	1992-95	539	.213	1	50
Gerhartz, Andy	2008-09	368	.272	2	37
Ghelfi, Mitch	2012-15	498	.313	7	79
Gillitzer, Scott	2000-01	401	.392	21	107
Goerdt, Eric *	2000-01	386	.389	20	109
Goetz, Mike	2005-06	418	.428	4	58
Goodman, Conner	2018, 2020-22	202	.248	3	38
Grafenauer, Todd	1998-2001	241	.270	2	36
Graff, Brooks	2004-05	312	.285	8	45
Groves, Josh	2006-09	575	.341	4	95
Grzeszkiewicz, Bob	1991-92	147	.218	1	14
Guden, Steve	2001-02	353	.326	13	80

Name	Years	AB	BA	HR	RBI
Guerrero, Nino	2009-10	163	.270	0	17
Hall, Mark	1992	19	.263	0	0
Hammer, Sam	2012-15	144	.201	2	21
Hansen, Carson	**2023**	**57**	**.298**	**0**	**11**
Hanson, Erik	1997-98	172	.262	1	22
Harlos, John	1995-97	474	.251	4	65
Hart, Jesse	2005-08	778	.343	13	140
Haugom, Darin	1997, 1999-2001	692	.354	23	138
Hausser, Justin	**2022-23**	**231**	**.311**	**1**	**33**
Heili, Cole	2015-17	331	.251	11	48
Hermann, Tyler	2014-15	304	.237	4	47
Hetebrueg, Andy *	2006-09	244	.275	0	32
Hoenecke, Paul	2009-12	803	.301	14	133
Houk, Matt	2000-01	383	.342	7	58
Hubka, Dave	1995-96	52	.250	1	8
Huebner, Brett	1998-2000	437	.288	15	98
Jankowski, Peter	1991-93	285	.298	2	39
Jansen, Sam	2003-04	260	.296	0	26
Jaramillo, Lee	1997-98	350	.334	10	58
Jimenez, Andrew	**2022-23**	**12**	**.417**	**0**	**1**
Johnson, Steve	1998-99	375	.333	11	76
Jordahl, Mike	2016-17	173	.243	2	27
Kaiser, Jacob	2021-23	41	.268	2	5
Kangas, Blake *	2004-05	153	.229	4	28
Kardelis, Dan	2001-02	83	.284	2	12
Kaul, Matt	1991	65	.308	0	14
Keller, Don	1992	58	.224	0	8
Kelly, Chris	2016-17	267	.318	1	36
Klawitter, Steve	1991-94	452	.270	4	70
Knaak, Ken	1991-92	25	.280	0	1
Kohnke, Sam *	2014-15	17	.353	0	1
Koenig, Sam	2011-15	752	.310	18	130
Kotarak, Jared	1998-2000	355	.324	10	88
Kotecki, Frank	1991	97	.258	2	13
Kraft, Cole	2008-11	734	.341	10	117
Kraus, Jak	1992-96	508	.350	26	127
Kraus, Jack*	2018-21	273	.256	11	52
Kreiter, Colin	2018-19	413	.291	9	69
Kress, Brendan	1995	23	.174	0	2
LaRock, Adam*	2020-22	90	.178	1	6
Ladron, Tim	1994, 1996	33	.152	0	2
LeBeau, Cherokee	2021	57	.211	0	5
Lingvay, Nick	2009, 2011-13	251	.223	1	30
Long, Ben	2008-10	479	.322	16	112
Lorbecki, Caleb	**2022-23**	**3**	**.333**	**1**	**1**
Lubarsky, Eric	1996-98	265	.298	10	59
Ludwig, Todd	1999-2000	369	.306	22	88
Lundstrom, Jim	2010, 2012	194	.273	0	26
Majeskie, Bill	1993-94	157	.255	3	24
McCoy, Ross	2004-07	737	.299	23	138
McGinley, Martin	1991-92	62	.210	1	7
McShane, Ryan	2014-15	339	.289	4	36
Meeteer, Luke	2012-16	854	.320	12	121
Michalkiewicz, Robert *	2004-05	71	.197	2	8
Michels, Robert	1991-92	89	.135	0	4
Michna, David	2002-03	260	.292	4	50
Mommaerts, Tim	1991-94	522	.272	4	68
Morris, Quinton	2020-23	123	.179	3	22
Mortenson, Todd	1995-96	88	.170	0	7
Munson, Wes	2007-09	147	.218	2	20
Navarette, Dan	2004	40	.275	0	4
Nelson, Tim	1996	43	.116	0	9
Neuber, Joe	1991	105	.257	1	12
Neuman, Pete	1991	46	.152	0	3

Name	Years	AB	BA	HR	RBI
Nogalski, Zach	2018-22	476	.303	11	80
Novak, Jake	2020-23	244	.201	5	33
Nowicki, Joe	2003-06	476	.371	22	112
Oiler, Jeff	1997	26	.269	0	0
Oiler, Mike *	1998-2001	396	.308	8	73
Olejnik, Ty	2020-23	367	.256	6	35
Olson, Chad	1995-97	352	.250	3	38
Olson, Erik	1993-95	359	.237	6	43
Olszewski, Tim	1993	44	.318	1	12
Otto, Thomas	**2021, 2023**	**44**	**.205**	**0**	**5**
Padfield, Beau	2005	10	.100	0	0
Patzman, Tim	2006-10	470	.351	18	95
Peake, Derek	2011-15	652	.287	3	71
Pearson, Drew	2010-13	225	.222	6	40
Pierce, Chad *	2010-11	144	.264	0	10
Pitrof, Jeff	1999, 2001-03	266	.237	6	50
Poniewaz, Ken	1997-98	336	.336	10	70
Porcaro, Mike	2012-15	689	.312	3	117
Posteluk, Bill	1993-94	73	.315	2	12
Powers, Brian	1992-94	304	.273	1	32
Pudlosky, Dave *	2000-03	334	.328	12	110
Quartel, Matt	2016-19	422	.254	7	60
Quirke, Billy	2016-17	408	.228	1	32
Raaths, Brad	1992-93	50	.220	1	5
Rabehl, Dan	1991-92	117	.222	3	24
Rakas, Ken	1991	49	.143	0	3
Ramminger, Jason	1996	185	.314	0	23
Reschke, Charlie	2002-05	683	.312	18	123
Rivera, Zak	2003-06	456	.300	14	91
Rodgers, Jeff	1997, 1999-2000	101	.198	0	12
Ross, Ian	2016-17	185	.249	1	21
Rybacki, Devin	2017-19	469	.309	3	59
Rumpel, Mark	1994-97	200	.175	0	26
Sadowski, Chad *	1997-2000	600	.330	28	150
Sanfilippo, Steve	2003-05	282	.262	2	34
Sarcia, John	2005-08	92	.294	0	14
Scaffidi, Joey	2018-21	52	.135	1	6
Scanlan, Oakland	2018-19	253	.273	5	38
Schuler, Ron	1991	26	.154	0	1
Schwartz, Clay	1994-97	487	.251	17	97
Schwecke, Trevor	2017-19	546	.322	7	106
Seidel, Luke	2021-23	561	.294	6	61
Silver, Kyle	2006-07	341	.296	1	48
Sivilotti, Sam	2008-11	407	.302	2	73
Solberg, Eric	2014-16	407	.270	3	47
Solberg, Ryan	2011-14	561	.317	13	93
Sponsler, John	1994	76	.237	0	7
Stanczyk, Ben *	2002-04	371	.329	12	54
Stevens, Jason	1995	8	.125	0	0
Stoss, Jeff	1995-98	477	.348	33	138
Strey, Mark	2011-12	156	.192	2	12
Striggow, Phil	2011-12	198	.283	9	40
Swan, Sam	2017	1	.000	0	0
Taylor, Tell *	2011-15	509	.253	5	71
Taylor, Zach	2015	6	.333	0	1
Theissen, Trevor	2013	18	.111	0	3
Thelen, Jack	2018-23	521	.242	15	69
Theobald, Cody	2017	10	.400	0	1
Throndson, Darin	1996	19	.105	0	2
Toll, Greg	1997-98	301	.299	13	71
Tylke, Steve	1999-2000	399	.331	9	78
Unes, Nick	2013-16	591	.266	11	106
Vanden Berg, John	2001-02	368	.378	16	103
Vandenheuvel, Chris	2021-22	11	.182	0	1

Name	Years	AB	BA	HR	RBI
Varsho, Daulton	2015-17	594	.335	24	124
Vesling, Troy	2007-08	307	.261	2	49
Vyskocil, Joe	2016-21	522	.272	15	85
Wegner, Shaun	2007-10	566	.286	9	87
Welder, Joel	1991-93	199	.261	9	35
Wesemann, Jason	1995-96	343	.350	14	68
Wichser, Nick	2004-05, 2007-08	659	.313	15	120
Wilcox, Joe	1995-96	51	.294	0	12
Wilke, Randy	1992	152	.309	11	37
Wilson, Jeremy	2003-06	386	.221	9	60
Wilson, Pat	2013-14	452	.277	6	64
Winter, Nick*	2017-21	90	.233	1	9
Wozniak, Shawn	2007-09	553	.320	18	112
Wright, Jeremy	2016-17	162	.253	0	16
Yagodinski, Dan	1991-92	97	.299	4	10

Current Panthers in BOLD // * Also see as a pitcher

LETTERWINNERS - PITCHERS

Name	Years	G/GS	IP	W-L	ERA	SV
Amsrud, Cameron	2009-11	66/0	77.2	7-7	3.94	10
Annen, Lucas	2009-10	33/1	67.0	6-2	7.79	3
Armstrong, Jake	2020-21	14/0	17.2	1-0	5.10	0
Becker, Rob	1996-97	25/21	153.0	14-8	4.12	0
Bigler, Cory	1993-95	21/26	136.0	11-8	5.29	0
Blake, Reed	2017-21	37/0	27.0	0-4	6.33	0
Blake, Trent	2020-21	2/0	1.2	0-0	32.40	0
Blohowiak, Greg	2009-12	83/0	95.1	6-2	3.49	4
Blubaugh, AJ	2020-22	38/7	84.0	5-4	3.54	14
Brenner, Zach *	2014-16	47/1	54.0	1-1	6.17	1
Bright, Kevin	1991	5/1	8.0	0-1	18.00	0
Brockel, Rob *	2005-07	29/2	54.1	2-4	10.15	3
Brown, Nick	2021	1/0	2.0	0-0	4.50	0
Buban, Mitchell*	2018-22	1/0	0.1	0-0	0.00	0
Bushong, Aaron	2001-04	54/42	246.2	14-21	6.17	0
Caldwell, Nate	2009-10	11/6	25.0	0-5	11.16	0
Callahan, Bob	1993-95	32/27	140.0	7-14	6.36	0
Casper, Ben	2001	5/0	4.0	0-0	4.50	0
Casper, Mike	1995-98	49/41	249.0	16-17	4.27	0
Cavaiani, Rick	2005-06	34/21	164.0	10-12	4.34	0
Cavanaugh, Jack*	2020-21	2/0	2.0	0-0	9.00	0
Clemmons, Corey	1999-2000	26/8	101.2	4-7	7.44	0
Crawford, Jason *	1999, 2001	32/1	50.2	5-3	4.26	0
Daniels, Marco	1991	11/9	55.2	1-8	3.40	0
Daun, Jeff	1994-96	37/6	74.0	3-4	7.30	3
Deleskiewicz, Tyler	2023	8/0	6.1	0-0	19.89	0
DeYoung, Matt	2019-20	11/0	11.2	1-1	6.17	0
DeYoung, Nate*	2019-23	27/4	28.0	2-2	5.46	10
Dolske, Jed	2002, 2004-06	103/3	157.2	9-8	4.92	21
Duffy, Brandon	2007	18/3	32.1	3-4	6.68	1
Eastman, Gunnar	2011-15	57/9	94.2	5-7	5.23	1
Ebersole, Nathan*	2022-23	2/0	1.2	0-0	5.40	0
Edwards, Mike	2018-22	53/32	189.0	8-18	5.81	2
Eernisse, Dan	1995-96	10/0	10.1	0-0	9.58	1
Engelke, Kaleb	2009-12	78/0	51.1	5-2	5.44	5
Erdmann, Alex *	2012-13	30/0	30.1	2-2	2.67	5
Erickson, Rob	2000-03	51/20	126.0	7-5	6.57	1
Ferrell, Adam	2007-08	40/5	99.2	4-7	5.98	7
Fischer, Alex	2016-18	33/5	57.0	2-6	6.16	1
Fladvid, Ryan	2001	5/0	2.2	0-0	6.75	0
Flanagan, Mark	1992	10/8	47.2	3-5	6.80	0
Franzke, Cuyler	2008-11	59/11	124.0	8-12	6.75	2
Frey, Riley	2021-23	44/42	249.0	12-21	4.23	1
Friesleben, Matt	1999-2002	115/0	139.1	12-14	4.26	18
Geary, Cornelius	1991	5/0	7.1	1-0	6.14	0
Gilhaus, Nick	2020-23	46/8	107.0	2-9	5.97	1
Goerdt, Eric *	2000-01	26/10	72.1	6-3	4.85	5
Goodman, Elijah	2016-19	45/30	168.0	9-8	4.55	1
Gordon, Jeff	2009-10	20/10	54.2	6-0	3.95	0
Gould, Brian	1999-2000	29/6	42.0	3-2	5.14	0
Guth, Jordan	2010-12	54/18	118.2	3-8	5.31	6
Hansel, Luke	**2023**	**15/14**	**67.0**	**6-4**	**6.04**	**0**
Haley, Cal	2014-16	50/1	60.2	3-3	4.45	5
Hegbloom, Todd	2011	4/0	5.0	0-0	0.00	0
Herbert, Jordan	2007-10	40/16	88.2	6-9	7.11	2
Hetebuerg, Andy *	2006-09	42/34	199.2	11-14	6.36	0
Hetland, John	1991	8/7	44.1	2-5	5.28	0
Highly, Thomas	1992	1/0	1.2	0-0	0.00	0
Hoch, Zach	2007-09	28/0	29.1	1-0	7.06	0
Hoerter, Ryan	2021-23	36/2	80.1	2-4	6.83	0
Holzheuter, Matt	2007-08	34/1	39.0	1-3	7.61	1
Hoy, Tim	2006-09	81/16	124.0	4-9	5.88	2
Hudson, Cory	1991	5/3	15.0	1-2	4.80	0
Hurtgen, Charles	1995-98	55/19	140.2	10-9	6.91	0

Name	Years	G/GS	IP	W-L	ERA	SV
Hussong, Scott	1991	3/2	8.2	0-1	3.14	0
Jansen, Sam *	2004	9/6	39.0	2-2	7.38	0
Jaquish, Justin	2012-15	66/2	145.2	8-9	4.14	2
Justman, Josh	1995-98	44/27	158.2	14-7	5.39	2
Kangas, Blake *	2004	5/0	2.1	0-0	30.86	0
Kaufmann, Keagon	**2022-23**	**26/0**	**37.1**	**3-3**	**5.78**	**0**
Keller, Brian	2013-16	60/44	321.0	18-17	3.70	0
Keller, Korey	2002-06	66/37	242.0	19-14	5.13	0
Kelliher, Johnny	**2021-23**	**40/1**	**34.2**	**1-2**	**5.71**	**0**
Kiehl, Adam	1998	16/8	60.1	4-3	5.97	0
King, Eric	2012-15	27/11	60.2	1-4	5.49	0
Kleeba, Cory	2002-03	30/3	82.0	6-4	4.94	0
Klement, B.J.	2006	3/0	3.0	0-0	6.00	0
Kohnke, Sam *	2014	4/0	4.1	0-0	10.38	0
Kojis, DJ	**2023**	**5/1**	**4.2**	**0-0**	**13.50**	**0**
Kraus, Jack*	2018-21	1/0	1.0	0-0	0.00	0
Kruser, Jesse	1994-97	40/7	69.2	4-3	8.01	0
Krzoska, Matt	1993-94	29/1	48.0	1-4	6.00	2
Lane, Kevin	2019	4/0	5.2	0-0	1.59	0
Langley, Justin	2013-15	30/19	101.2	8-3	3.98	1
LaRock, Adam*	2020-22	18/1	23.0	2-2	11.74	0
Lefeber, Geoff	2002-03	28/23	158.2	10-7	3.72	0
Leibfried, Jeremy	2002-04	20/8	56.1	4-3	8.94	0
Long, Jake	2009-10, 2012-13	38/10	112.1	11-6	2.33	2
Luczak, Dan	2007	15/14	83.0	4-7	5.42	0
Lusti, Brad	2008-09	31/26	190.2	9-8	4.58	0
Mack, Kelby	2006	23/0	34.0	3-2	9.26	2
Mahoney, Jack	2018-22	51/24	171.1	9-11	6.46	2
Marshall, Gabe	2009	15/5	31.1	3-0	5.17	0
Mathews, Sam	2023	37/0	35.2	2-1	2.78	2
McCarty, Matt	2019-21	34/10	94.2	4-4	5.80	2
McClarey, Ben	2007-08	26/4	54.1	4-1	4.82	0
McIntosh, Alex	2015-19	44/12	77.0	11-3	5.26	1
Meier, Craig	2008-09	50/4	77.2	5-7	6.84	10
Meinecke, Tim	2000-01	24/1	31.2	2-0	7.96	0
Michalkiewicz, Robert *	2004-07	60/48	298.0	15-21	5.25	0
Molstad, Jay	2003-04	18/1	20.0	1-0	7.20	1
Montilva, Adrian	**2023**	**14/5**	**20.2**	**1-2**	**3.05**	**0**
Moynihan, John	2016-18	28/0	28.1	0-0	8.26	0
Neary, Andy	1997-2000	62/36	271.0	20-17	5.65	0
Neu, Andy	2021-23	41/4	59.2	5-8	8.15	1
Nick, Jonathan	2013-15	28/0	26.1	1-0	8.89	0
Nilles, Richard	1997-98	19/8	56.1	4-2	8.15	0
Oiler, Mike *	1998-2001	50/36	241.1	15-17	6.19	0
Oldenburg, Quintin	1998, 2000-02	62/32	268.1	26-7	3.81	2
Parr, Brandon	2017-18	35/1	66.1	3-7	4.75	7
Pavlovich, Joe	2015	18/15	90.2	8-1	3.38	0
Pederson, Leroy	2003-06	52/4	77.1	2-2	8.52	0
Peters, Jay	2016-17	32/25	176.2	12-7	3.31	0
Peterson, Cody	2014-15	41/9	87.1	7-5	4.23	12
Pierce, Chad *	2010-11	31/31	203.2	13-9	3.62	0
Pingel, Mason	2016	10/0	11.1	0-0	7.94	1
Proud, Brett	2008	9/0	6.0	0-0	9.75	0
Pudlosky, Dave *	2000-02	7/2	18.2	2-0	2.89	0
Raeder, Kyle	1999, 2001	19/2	17.1	1-1	11.42	0
Rauwerdink, Mike	2005-07	46/32	181.0	8-17	5.97	0
Reklaitis, Jared	2016-19	58/32	217.1	17-12	5.05	0
Reuss, Adam	2014-17	57/29	187.1	7-12	4.85	1
Rice, Owen	**2023**	**7/5**	**11.1**	**0-1**	**4.76**	**0**
Riley, Brett	1994-97	40/18	128.1	7-9	6.38	0
Risser, Dave	1996, 1998-2000	15/0	16.1	0-0	6.06	0
Robinson, James	1991	11/9	66.2	2-9	3.91	0
Rodriguez, Michael	2020	3/0	3.1	0-0	2.70	0
Sadowski, Chad *	1997-2000	50/42	258.0	22-16	4.57	0

Name	Years	G/GS	IP	W-L	ERA	SV
Schaefer, Mikel	2002-03	15/14	105.1	8-4	3.76	0
Schaubel, Justin	1991-92	17/6	58.0	4-3	6.67	0
Scheffler, Craig	1992-93	22/18	104.1	4-14	6.12	0
Schmidt, Chaz	2015	3/0	2.0	0-0	6.06	0
Schmidt, Kyle	2009-10	28/23	145.1	7-7	5.45	0
Schmitt, Justin	1996-97	17/1	39.0	3-4	4.85	0
Schneider, Mike	2011-13, 2015	47/34	198.0	14-10	4.27	0
Schreiner, Jon	1996-98	60/0	68.0	4-5	5.56	20
Schulfer, Austin	2015-18	52/41	263.2	17-14	3.86	1
Schulfer, Logan	2022	14/6	37.2	2-4	8.36	0
Semmelhack, Eric	2010-12	41/30	194.0	8-11	3.94	0
Serio, Joshua	2018	2/0	2.0	0-0	0.00	0
Severson, James	**2021-23**	**31/1**	**38.1**	**2-0**	**4.69**	**1**
Sheahan, Curtis	2022-23	23/5	31.0	0-2	6.10	0
Sommers, Jake	2016-19	73/15	132.0	8-14	5.59	14
Sorenson, Aaron	2005-06	26/25	168.2	14-7	4.81	0
Spurley, Kyle	2011-12	27/1	31.2	2-2	4.26	0
Stanczyk, Ben *	2002-04	49/13	140.1	13-3	3.07	9
Stone, Bob	2010	20/1	19.2	0-1	7.78	0
Struve, Todd	1992	7/1	19.1	0-1	9.78	0
Sukowaty, Jayme	2010	16/8	47.0	4-2	4.40	0
Sullivan, Brian	1995	14/9	56.2	4-5	5.72	0
Sullivan, Mike	**2023**	**19/0**	**19.1**	**0-2**	**4.19**	**0**
Swedie, George	2016-21	60/1	73.2	3-3	5.62	2
Szajkovics, Dylan	2020-21, 2023	15/3	25.2	1-1	9.82	0
Tardiff, Lance	1992-95	48/12	108.0	5-13	6.25	0
Tassi, Cale	2011-13	46/31	202.1	15-14	3.56	0
Taylor, Ryan	1991	9/5	28.0	1-3	8.06	2
Taylor, Tell	2014	15/0	21.0	1-3	2.57	3
Theis, Gavin	**2022-23**	**18/0**	**18.0**	**0-0**	**5.50**	**0**
Thicke, Tyler	2013-14	40/10	98.0	6-6	4.96	0
Tomczyk, Kevin	1993	4/0	2.1	0-0	23.14	0
Tomfohrde, Patrick	2018-21	50/0	64.2	3-2	4.45	5
Turnquist, Eliot	2022-23	21/10	70.2	4-3	6.37	1
Tuttle, Jake	2013-16	69/12	123.2	8-7	4.58	6
Uhen, Joshua	2011-13	30/4	34.0	1-0	5.29	4
Uselman, Clayton	2017-19	36/0	26.1	0-1	1.71	0
Vanek, Matt	2017-20	41/9	91.2	7-4	4.32	1
Villareal, Erik	1991	7/2	21.2	0-3	4.15	0
Wagner, Parrish	1992-94	45/28	170.0	5-16	6.25	2
Weber, Robert	1991-93	18/13	61.2	5-6	6.28	0
Williams, David	2021	9/1	7.1	0-1	18.41	0
Winter, Nick	2017-21	24/10	67.0	3-4	5.37	0
Wohlt, Will	2019-21	9/0	11.2	1-0	6.95	0
Zagzebski, Brett	1994, 1996	15/1	23.2	0-1	10.27	0
Zehern, Tom	1993	29/1	48.0	1-4	6.00	2
Zimmerman, Tom	2006-07	31/0	31.2	2-2	7.21	0

Current Panthers in BOLD // * Also see as a hitter

JERSEY NUMBER HISTORY

#0 Greg Blohowiak (2009-12)
Sam Kohnke (2014-15)
#00 Jay Wojcinski (2001 Coach)
#1 Scott Doffek (1995 Coach)
Jim Rosen (1996 Coach)
Darin Haugom (1997-2001)
Matt Curran (2002-06)
Andy Gerhartz (2007-09)
Bob Stone (2010)
Mike Porcaro (2011-15)
Mike Ferri (2016-21)
Brandon Chinea (2022 Coach)
Q Phillips (2023-24)
#2 Tim Mommaerts (1991)
Rick Buboltz (1992-93)
Matt Endicott (1995)
Terry Caliendo (1996-97)
Todd Grafenauer (1998-2001)
Charlie Reschke (2002-04)
Steve Sanfilippo (2005)
Dan Buchholz (2006-10)
Tell Taylor (2011-15)
Matt Quartel (2016-19)
Ty Olejnik (2020-23)
Gabe Roessler (2024)
#3 Steve Klawitter (1991)
Justin Schaubel (1992)
Michael Casper (1995-98)
Kyle Raeder (1999-01)
Zak Rivera (2002-06)
Grant Berkovitz (2007)
Cole Kraft (2008-11)
Trevor Theissen (2012-13)
Mike Aiello (2014)
Alex McIntosh (2015-19)
Charlie Rubendall (2020)
Luke Seidel (2021-23)
Mike Porcaro (2024 Coach)
#4 Pete Neuman (1991)
Andy Bjornlie (1994)
Chad Olson (1995, 97)
Mark Rumpel (1996)
Quentin Oldenburg (1998-2002)
Steve Sanfilippo (2003-04)
Brooks Graff (2005)
Tyler Schill (2006)
Ricky Babcock (2007)
Casey Lyman (2008)
Kaleb Engelke (2009-12)
Nick Unes (2013-16)
Ben Chally (2017-18)
Nick Winter (2019-21)
Adam LaRock (2022)
Evan Baptiste (2023-24)
#5 Justin Schaubel (1991)
Peter Jankowski (1992-93)
Joe Fojut (1994)
Jerry Augustine (1994-95 Coach)
Scott Doffek (1996-23 Coach)
#6 Ryan Taylor (1991)
Brad Raaths (1992-93)
Mark Rumpel (1994)
Jared Kotarak (1998-2000)
Steve Guden (2001-02, 03-04 Coach)
Nicholas Wichser (2004)
Grant Berkovitz (2005-06)
Wes Munson (2007-09)
Jonathan Capasso (2010-13)
Zac Taylor (2015)
Dan Barwick (2014, 16)
Trevor Schwecke (2017-19)
Marcus Cline (2020-23)
Sean Tillmon (2024)
#7 Matt Kaul (1991)
Joe Fojut (1992-93)
Phil Cardis (1994)
David Hubka (1995-96)
Lee Jaramillo (1997-98)
Brian Gould (1999-2001)
Jeremy Leibfried (2002-04)
Aaron Sorenson (2005-06)
Sam Sivilotti (2007)
Jeff Gordon (2008-10)
Zachary Wisowaty (2011)
Derek Peake (2012-15)
Billy Quirke (2016-17)
Joey Scaffifi (2018-21)
Andrew Chapman (2022-24)
#8 Tim Mommaerts (1992-94, 95 Coach)
Greg Toll (1997-98)
Matt Houk (2000-01)
Troy Doering (2002-03)
Jesse Hart (2004-08)
Paul Hoenecke (2009-12)
Jeremy McCarty (2013)
Austin Leggett (2014)
Kody Theobald (2016)
Bryce Cross (2018-19)
Jake Armstrong (2020-21)
Nathan Ebersole (2022-23)
Zach Lane (2024)
#9 Cory Hudson (1991)
Steve Klawitter (1992-94)
Clay Schwartz (1995)
Jason Ramminger (1996)
Rob Becker (1997)
Mark Rumpel (1998 Coach)
Steve Tylke (1999-2000)
Ben Stanczyk (2002-04)
Joe Nowicki (2005-06)
Jordan Herbert (2007-10)
Mark Strey (2011-12)
Eric Solberg (2013-16)
Chris Kelly (2017)
Nick Moeser (2018-19)
Adam LaRock (2020-21)
Mark Connelly (2022-23)
Dallan Quigley (2024)
#10 John Hetland (1991)
Bill Majeskie (1992-94)
Joe Wilcox (1995-96)
Ken Poniewaz (1997-98)
Scott Gillitzer (2000-01)
Ben Beno (2002)
Jeremy Wilson (2003-06)
Cale Tassi (2011-13)
Daulton Varsho (2015-16)
Sam Swan (2017)
Patrick Tomfohrde (2018-21)
Shaun Wegner (07-10, 22-24 Coach)
#11 Kevin Bright (1991)
Jason Wesemann (1995-96)
Jeff Rodgers (1997-2000)
Dan Kardelis (2001-04)
Charlie Reschke (2005)
Phil Kabat (2006-07)
Johann Andes (2008-09)
Jayme Sukowaty (2010-11)
Luke Meeteer (2012-16)
Brandon Parr (2017-18)
Nate DeYoung (2019-23)
Teige Lethert (2024)
#12 Rodney Lucht (1991)
Mark Rumpel (1995)
Justin Schmitt (1996-97)
Brett Huebner (1998-2000)
Jeff Pitrof (2001-03)
Brooks Graff (2004)
Tim Hoy (2005-09)
Chad Pierce (2010-11)
Jake Long (2012-13)
Adam Reuss (2014-17)
Jack Kraus (2018-21)
Andrew Jimenez (2022-24)
#13 Bob Grzeszkiewicz (1991-92)
Cory Bigler (1993)
Jesse Kruser (1995-97)
Rob Brockel (2005-06)
Eric King (2011, 13-15)
Alex Fischer (2016-18)
Jack Cavanaugh (2019)
Brett Proud (2007-08)
Kyle Schmidt (2009-10)
Daniel Marxen (2020)
Cherokee LeBeau (2021)
Aaron Chapman (2022-23)
Cole Spitzer (2024)
#14 Joel Welder (1991)
Scott Kugi (1992-93 Coach)
Dan Eernisse (1995-96)
Jeff Oiler (1997)
Dave Risser (1998-2000)
Matt Alexander (2002-04)
Nick Wichser (2005-08)
Alex Erdmann (2009-13)
Ryan McShane (2014-15)
Ian Ross (2016-17)
Mitchell Buban (2018-22)
Sam Mathews (2023)
Tristan Arnold (2024)
#15 Brian Powers (1992-94)
Ron Nedset (1995 Coach)
Clay Schwartz (1996-97)
Matt Freisleben (1998-2002)
Leroy Pederson (2003-06)
Rob Brockel (2007)
Brad Lusti (2008-09)
Jim Lundstrom (2010-12)
Brian Keller (2013-16)
Jeremy Wright (2017)
Conner Goodman (2018-22)
Mike Sullivan (2023-24)
#16 Eric Villarreal (1991)
Josh Justman (1995-98)
Jason Wery (1999-2000)
Brett Summers (2006)
Brandon Duffy (2007)
Cameron Amsrud (2009-11)
Mitch Ghelfi (2012-15)
Matt Vanek (2016-20)
Ryan Hoerter (2021-23)
Camden Kuhnke (2024)
#17 Joe Neuber (1991)
Erik Olson (1995)
Tim Nelson (1996)
Paul Archambault (1997-2001)
Joe Nowicki (2002-04)
Mike Rauwerdink (2005-07)
Craig Meier (2008-09)
Kyle Spurley (2010-12)
Tyler Thicke (2013)
Aaron Buban (2014-16)
Nick Winter (2017-18)
Colin Kreiter (2019)
AJ Blubaugh (2020-22)
Tyler Deleskiewicz (2023-24)
#18 Brendan Kress (1995)
Darrin Throndson (1996)
Mark Rumpel (1997)
Tim Meinecke (1998-2001)
David Michna (2002-03)
Robert Michalkiewicz (2004-07)
Doug Dekoning (2008-11)
Justin Jaquish (2012-15)
George Swedie (2016-21)
Johnny Kelliher (2022-24)
#19 Ken Knaak (1991-92)
Matt Krzoska (1993-94)
Todd Mortenson (1995-96)
Andy Neary (1997-2000)
Derek Daggett (2001)
Jed Dolske (2002-06)
Adam Ferrell (2007-08)
Lucas Annen (2009-10)
Sam Koenig (2011-15)
Jared Reklaitis (2016-19)
Dylan Szajkovics (2020-23)
Logan Dobberstein (2024)
#20 Peter Jankowski (1991)
Dan Rabehl (1992)
Jak Kraus (1993-96)
Erik Hanson (1997-98, 1999-2000 Coach)
Sam Jansen (2002-04)
John Sarcia (2005-08)
Gabe Marshall (2009-10)
Brandon Davis (2011)
Will Fadness (2012-13)
Zach Brenner (2014-16)
Matt DeYoung (2017-20)
David Williams (2021)
Eliot Turnquist (2022-23)
#21 Tony Gutzmer (1992)
Tim Olszewski (1993)
John Sponsler (1994)
Cory Bigler (1995)
Eric Lubarsky (1996-98)
Corey Clemmons (1999-2000)
John Vanden Berg (2001-02)
Ross McCoy (2003-07)
Sam Sivilotti (2008-11)
Justin Langley (2013-15)
Joe Vyskocil (2016)
John Boidanis (2017)
Jack Mahoney (2018-22)
DJ Kojis (2023-24)
#22 Dan Yagodinski (1991)
Joel Welder (1992-93)
Clay Schwartz (1994)
John Harlos (1995-97)
Adam Kiehl (1998)
Jason Crawford (1999-2001)
Adam Christ (2002)
Marcellus Dawson (2003)
Blake Fleischman (2014-15)
Jake Sommers (2016-19)
Jack Cavanaugh (2020-21)
Cory Bigler (2004-14, 22 Coach)
Owen Rice (2023-24)
#23 Ron Schuler (1991)
Mark Hall (1992)
Bill Schufreider (1993-94 Coach)
Andy Bjornlie (1995-98)
Jeff Pitrof (1999-2000)
Ben Casper (2001)

JERSEY NUMBER HISTORY

Mikel Schaefer (2002-03)
Mike Goetz (2005-06)
Ben McClarey (2007-08)
Nick Lingvay (2009-13)
Kevin Tibor (2014)
Dylan Detert (2015-17)
Mike Edwards (2018-22)
Luke Hansel (2023-24)

#24 Frank Kotecki (1991)
Kevin Tomczyk (1993)
Joe Fojut (1995)
Brett Riley (1997)
Mike Oiler (1998-2001)
Brent Beuchel (2002-05)
Troy Vesling (2006-08)
Nate Caldwell (2009-10)
Joshua Uhen (2011-13)
Cody Peterson (2014-15)
Jay Peters (2016-17)
Colin Kreiter (2018)
Zach Nogalski (2019-22)
Ben Lee (2023)

#25 Adam Burmeister (1991)
Don Keller (1992)
Bob Callahan (1993-95)
Jerry Augustine (1996-2006[Coach])
Daulton Varsho (2017)
Zach Nogalski (2018)
Will Wohlt (2019-21)
Thomas Otto (2022-23)

#26 Jeff Stoss (1995-98)
Steve Johnson (2000[Coach])
Jason Crawford (2002[Coach])
Dan Navarette (2003-04)
Tim Krowsky (2007)
Ricky Babcock (2008)
Nino Guerrero (2009-10)
Gunnar Eastman (2011-15)
Jeremy Wright (2016)
Kody Theobald (2017)
Jack Thelen (2018-23)
Tyler Bickers (2024)

#27 Dan Rabehl (1991)
Jak Kraus (1992)
Erik Olson (1993-94)
Rob Becker (1996)
Jim Rosen (1997[Coach])
Beau Padfield (2005)
Brooks Graff (2006[Coach])
Shawn Wozniak (2007-09)
Drew Pearson (2010-13)
Tyler Hermann (2014-15)
John Boidanis (2016)
Joe Vyskocil (2017-18)
Logan Schulfer (2022)
Luke Smock (2023-24)

#28 Doug Whiteley (1992)
Josh Justman (1994)
Mike Hart (2006[Coach])
Tom Zimmerman (2006-07)
Ben Long (2008-10)
Ryan Solberg (2011-12)
Cal Haley (2014-16)
Clayton Uselman (2017-19)
Nick Gilhaus (2020-23)
Tai Walton (2024)

#29 Randy Wilke (1992, 94)
Brian Sullivan (1995)
Jon Schreiner (1996-98)
Shane Davis (2001-05)
Jonathan Nick (2013-15)
Mason Pingel (2016)
Reed Blake (2017-18, 21)
Nick Brown (2021)
Chris VandenHeuvel (2022)
Andy Neu (2023)
Isaac Wenzel (2024)

#30 Cornelius Geary (1991)
Jason Stevens (1995)
Dave Risser (1996)
Aaron Bushong (2000-04)
Andy Hetebrueg (2006-09)
Jordan Guth (2010-12)
Drew Haack (2013-14)
Cole Heili (2015-17)
Kevin Lane (2018)
Matt McCarty (2019-21)
Keagon Kaufmann (2022-24)

#31 Brett Zagzebski (1994-96)
Dan Eggers (1997)
Todd Ludwig (1998-2000)
PJ Cannon (2002-03)
Blake Kangas (2004-05)
Josh Groves (2006-09)
Eric Semmelhack (2010)
Mike Schneider (2011-15)
Chris Kelly (2016)
Devin Rybacki (2017-19)
Jake Novak (2020-23)
Jack Sievers (2024[Coach])

#32 Rob Weber (1991)
Todd Struve (1992)
Tom Zehern (1993)
Charles Hurtgen (1995-98)
Brandon Cline (1999)
Ryan Fladvid (2000-01)
Cory Kleeba (2002-05)
Zach Hoch (2006-09)
Ben Volkman (2010)
Phil Striggow (2011-12)
Ryan Solberg (2013-14)
Joe Pavlovich (2015)
Mike Jordahl (2016-17)
Oakland Scanlon (2018-19)
Jason Vasil (2020)
Tommy Benson (2022-23)
Thomas Otto (2024)

#33 Scott Hussong (1991)
Craig Scheffler (1992-93)
Jeff Daun (1994-96)
Steve Johnson (1998-99)
Eric Goerdt (2000-01)
Korey Keller (2002-06)
Dan Luczak (2007)
Jake Long (2009-10)
Eric Semmelhack (2011-12)
Pat Wilson (2013-14)
Elijah Goodman (2015-19)
Quinton Morris (2020-23)
Ben Buehring (2024)

#34 Marco Daniels (1991)
Rob Weber (1992-93)
Cory Bigler (1994)
Dave Pudlosky (2000-03)
Tim Patzman (2006-10)
Derek Peake (2011)
Dillion Engle (2012)
Jake Tuttle (2014-16)
Tyler Bordner (2018-19)
Isaac Dirker (2020)
Jacob Kaiser (2021-23)
Carson Hansen (2024)

#35 Greg Theisen (1991)
Parrish Wagner (1992-93)
Lance Tardiff (1994-95)
Chad Sadowski (1997-2000)
Kyle Silver (2006-07)
Cuyler Franzke (2008-11)
Shaun Wegner (2021[Coach])
Gavin Theis (2022-24)

#36 Dan Yagodinski (1992)
Bill Posteluk (1994)
Ryan Dolan (2001-02)
Jay Molstad (2003-04)
Tony Decent (2010)
Jake Long (2011)
Mike Goetz (2023[Coach])

#37 Mark Flanagan (1992)
Jake Tuttle (2012-13)
Cole Kraft (2014-17[Coach])
Shaun Wegner (2018-19[Coach])
Drew Pearson (2020[Coach])
James Severson (2021-24)

#38 Joshua Serio (2017-18)
Kevin Lane (2019)
Trent Blake (2020-21)
Justin Hausser (2022-23)

#39 Rob Michels (1991-92)
Jesse Kruser (1994)
Mike Hart (2007[Coach])
Steve Sanfilippo (2009[Coach])
Mark Strey (2010)
Mike Goetz (2014[Coach])
Chaz Schmidt (2014-15)
John Moynihan (2016-19)
Joe Vyskocil (2019-21)
Nick Brown (2022)
Carson Hansen (2023)
Riley Peterson (2024)

#40 Martin McGinley (1991-92)
Bill Poseluk (1993)
Brett Riley (1994-96)
Rob Erickson (2001-03)
Beau Padfield (2004)
Rick Cavaiani (2005)

#41 Sam Hammer (2012-14)
Sam Swan (2016)

#42 Thomas Highley (1992)
Richard Nilles (1997-98)
Kelby Mack (2006-07)
Blake Kangas (2008[Coach])
Steve Sanfilippo (2010[Coach])
Ben Long (2011[Coach])
Dan Barwick (2012-13)

#43 Joe Branch (1991)
Lance Tardiff (1992-93)
Parrish Wagner (1994)
Cory Bigler (2015-21[Coach])

#44 Ken Rakas (1991)
Tim Ladron (1996)
Tom Becker (2000)
Geoff Lefeber (2002-03)
BJ Klement (2006)
Dean Haase (2007-09[Coach])
Mike Goetz (2010-13[Coach])
Steve Sanfilippo (2011[Coach])

#45 Bob Lutz (1992[Coach])
Rick Cavaiani (2006)
Matt Holzheuter (2007-08)
Eric Meeusen (2009)
Todd Hegbloom (2010-11)
Cory Bigler (2023[Coach])

#46 Todd Augustine (1997-98)
Rob Erickson (2000)
Thomas Highley

#47 Craig Henderson (1992-93[Coach])
Tim Ladron (1994)
Riley Frey (2021-23)
Cory Bigler (2015-20, 24[Coach])

#49 Todd Frohwirth (1998-2003[Coach])
Josh Kosky (2022-24)

#50 Thomas Highley (1991)
Chuck Raduenz (1991)
Chad Pierce (2009)

#51 Nick Nicholson (2012)
Mike Porcaro (2021[Coach])
Matt Schnell (2013)

#53 Curtis Sheahan (2022-23)
Logan Snow (2024)

#55 James Robinson (1991)
Bill Hanke (2011)
Sam Sivilotti (2012[Coach])
Cole Kraft (2013[Coach])
Tyler Thicke (2014)
Austin Schulfer (2015-19)
Isaac Dirker (2019)
Andy Neu (2021-22)
Adrian Montilva (2023-24)

#57 Chad Pierce (2015-17[Coach])
Drew Pearson (2018-19[Coach])
Shaun Wegner (2020[Coach])
Johnny Kelliher (2021)

#88 **Caleb Lorbecki (2022-24)**

NOTE: List goes to Milwaukee's first in NCAA Division I Season (1991). (Original list compiled by Cory Bigler)

SINGLE-SEASON TEAM RECORDS

Games
1. 61, 2008
2. 60, 1999
3. 59, 2015 & 2010
5. 58, 2016 & 1997

Wins
1. 39, 2015, 2001
3. 36, 2002
4. 35, 2019
5. 33, 2010 & 1998
7.

Home Win Pct.
1. 1.000 (13-0), 2013
2. .933 (14-1), 2009
3. .923 (12-1), 2001
4. .846 (11-2), 2003
5. .810 (17-4), 2010

Losses
1. 36, 2008
2. 35, 1991
3. 32, 2023, 2017, 2007, 1992
7.
8.

Home Wins
1. 17, 2015, 2010
3. 16, 2002
4. 15, 1997
5. 14, 2009 & 2000
6.

Win Percentage
1. .684 (39-18), 2001
2. .683 (33-15-1), 1998
3. .661 (39-20), 2015
4. .643 (36-20), 2002
5. .623 (35-21-1, 2019)

HITTING RECORDS

Batting Average
1. .352, 2001
2. .329, 1998
3. .324, 2006
4. .320, 1999
5. .319, 2010

At-Bats
1. 2173, 2008
2. 2104, 2015
3. 2070, 2010
4. 2053, 2019
5. 2029, 2001

Runs
1. 537, 2001
2. 469, 1999
3. 419, 2019
4. 412, 2008
4. 412, 2006

Hits
1. 715, 2001
2. 672, 2008
3. 661, 2010
4. 651, 2006
5. 648, 1999

Doubles
1. 156, 2008
2. 143, 2006
3. 139, 1999
4. 138, 2001
5. 136, 2015

Triples
1. 25, 2015
2. 23, 1997
3. 20, 2006
4. 19, 2001
5. 18, 2010

Home Runs
1. 77, 1999
2. 74, 2001
3. 52, 2000
4. 51, 1998
5. 49, 2006

Runs Batted In
1. 476, 2001
2. 423, 1999
3. 380, 2008
4. 373, 2019
4. 373, 2006

Total Bases
1. 1113, 2001
2. 1044, 1999
3. 981, 2006
4. 933, 2015
4. 933, 2008

Stolen Bases
1. 103, 2016
2. 102, 2015
3. 93, 2001
4. 87, 2011
5. 77, 2023, 2014 & 2013

PITCHING RECORDS

ERA
1. 3.73, 2012
2. 3.93, 2015
3. 4.08, 2013
4. 4.16, 2011
5. 4.18, 2002

Complete Games
1. 28, 1992
2. 24, 1991
3. 22, 1999
4. 17, 1997
5. 16, 1996

Shutouts
1. 7, 2016
1. 7, 2013
3. 6, 2011
4. 5, 2022
4. 5, 2002

Saves
1. 18, 2019
2. 16, 2002
3. 15, 2016
3. 15, 2015
5. 14, 2021, 1997, 1995

Innings Pitched
1. 529.0, 2015
2. 519.2, 2008
3. 515.1, 2016
4. 504.1, 2019
5. 502.2, 2010

Strikeouts
1. 463, 2023
2. 449, 2019
3. 447, 2016
4. 436, 2018
5. 426, 2015

Walks
1. 273, 2023
2. 264, 2008
3. 255, 2013
4. 246, 2019
5. 245, 2021

Fewest Walks
1. 111, 1993
2. 161, 1991
2. 161, 2003
4. 171, 1995
5. 182, 2006

Fewest Walks/Game
1. 3.19, 2006
2. 3.22, 2003
3. 3.29, 2000
4. 3.30, 2001
5. 3.51, 2005

Lowest Opp. BA
1. .256, 2002
2. .257, 2013
3. .258, 2011
4. .260, 2017
5. .262, 2018, 2015 & 2012

Milwaukee Panther 20+ Run Games

4/18/93	Concordia Wisconsin	28-3
3/19/03	St. Peter's	27-7
4/19/01	Chicago State	27-7
4/12/06	Chicago State	26-12
4/06/05	Purdue Fort Wayne	26-21
4/28/99	Concordia Wisconsin	26-7
4/03/00	Concordia Wisconsin	25-2
4/28/15	Edgewood	23-2
4/14/96	UIC	23-2
4/13/19	Youngstown State	22-2
3/26/16	Youngstown State	22-3
3/24/92	Northern Iowa	22-17
5/1/21	Oakland	21-3
3/22/01	Stony Brook	21-4
3/20/99	Western Illinois	21-5
3/14/98	Samford	21-12
4/24/93	Chicago State	21-3
4/21/10	Bradley	20-2
3/06/10	SIUE	20-2
5/22/08	Wright State	20-3
3/28/08	Butler	20-10
3/18/06	Akron	20-12
4/24/02	Bradley	20-7
4/20/01	Cleveland State	20-4

SINGLE-GAME BATTING RECORDS

Player Single-Game Records

At-Bats	8	Luke Meeteer, 3/20/16
	8	Daulton Varsho, 3/20/16
	8	Darin Haugom, 4/19/01
	7	Four times
(Most Recently)	7	Joe Vyskocil, 4/13/19
Runs	6	Jesse Hart, 4/12/06
	5	Seven times
(Most Recently)	5	Luke Seidel, 5/22/21
Hits	6	Jonathan Capasso, 5/24/12
	6	Ross McCoy, 4/12/06
	6	Jason Weseman, 4/14/96
RBI	8	Ross McCoy, 4/12/06
	8	Todd Ludwig, 3/17/99
(Most Recently)	7	2x (Nate DeYoung, 4/15/22)
Doubles	3	Multiple times
(Most Recently)	3	Tyler Bordner, 5/23/18
Triples	2	Seven times
(Most Recently)	2	Mitchell Buban, 2/25/20
	2	Derek Daggett, 5/27/01*
		** Tied NCAA Regional record*
Home Runs	4	Todd Ludwig, 3/17/99
Total Bases	18	Todd Ludwig, 3/17/99
	13	Ross McCoy, 4/12/06
Walks	4	Five times
(Most Recently)	4	Daulton Varsho, 4/24/16
	4	Billy Quirke, 3/6/16
Intentional Walks	3	Daulton Varsho, 4/24/16
Stolen Bases	4	Tim Patzman, 4/18/10
	4	Andy Gerhartz, 4/17/09
	3	14 times
(Most Recently)	3	Aaron Chapman, 4/5/22
Strikeouts	5	Joe Vyskocil, 3/8/2020
Hit By Pitch	3	Mitchell Buban, 5/27/21
	3	Jeff Pitrof, 4/5/03
	3	Clay Schwartz, 4/27/97

Hit for Cycle

3/31/23 Mark Connelly 4-for-5
Single ..... Eighth Inning
Double ..... Seventh Inning
Triple ..... First Inning
Home Run ..... Fifth Inning

Team Single-Game Records

At-Bats	64	3/20/16 vs. Illinois State
	55	5/22/10 vs. Youngstown St.
	53	5/21/08 vs. Cleveland St.
	53	4/12/06 vs. Chicago State
Runs	28	4/18/93 vs. Concordia
Hits	29	4/12/06 vs. Chicago State
	29	4/14/96 vs. UIC
Doubles	9	3/19/01 vs. Drexel
	9	3/20/99 vs. Western Illinois
	8	4/28/15 vs. Edgewood
Triples	4	3/18/06 vs. Akron
Home Runs	9	4/6/05 vs. IPFW
	7	4/6/19 at Oakland
Total Bases	55	4/12/06 vs. Chicago State
Runs Batted In	26	4/6/05 vs. IPFW
	25	4/12/06 vs. Chicago State
Stolen Bases	11	2/20/22 at Alabama A&M
	10	4/18/10 vs. Butler
	8	5/4/16 vs. Parkside

5+ Hit Games

5/24/12**	Jonathan Capasso	6 (6-for-6)
4/12/06*	Ross McCoy	6 (6-for-6)
4/14/96	Jason Weseman	6 (6-for-7)
3/23/13	Mitch Ghelfi (Fr.)	5
5/24/12**	Luke Meeteer (Fr.)	5
4/9/11	Jonathan Capasso	5
5/22/10	Cole Kraft	5
5/12/09	Tim Patzman	5
5/26/07	Grant Berkovitz	5
5/20/06	Joe Nowicki	5
4/23/06	Mike Goetz	5
4/12/06*	Mike Goetz	5
5/22/05	Zak Rivera	5
3/22/01	Darin Haugom	5
3/17/01	Scott Gillitzer	5
3/29/00	Scott Gillitzer	5
4/28/99	Steve Johnson	5
4/25/99	Steve Tylke	5
3/20/99	Steve Tylke	5
3/17/99	Todd Ludwig	5
3/14/99	Steve Tylke	5

** - denotes same game*

Longest Hitting Streaks

32 ..... Mike Goetz, 2006
27 ..... Mike Goetz, 2005 (8 games) into 2006 (19)
24 ..... Sam Koenig, 2015
24 ..... Nick Wichser, 2008
23 ... Luke Meeteer, 2012 (20 games) into 2013 (3)
22 ..... Scott Gillitzer, 2001
20 ..... Rob Brockel, 2007

Miscellaneous

Most Runs in One Inning
14 (5th Inning), 4/15/00 vs. Wright State

Longest Game
18 innings, 3/20/16 vs. Illinois State
14 innings, 5/22/10 vs. Youngstown St.
14 innings, 5/21/08 vs. Cleveland State

Longest Winning Streak
13 games, 4/27-5/10/02

Longest Losing Streak
20 games, 2/16-3/8/20 + first 9 of 2021

Most Runs by an Opponent
28, 2/18/07 vs. Arkansas

Most Hits by an Opponent
33, 5/29/99 vs. Rice

Largest Margin of Victory
25, 4/18/93 vs. Concordia (Wis.) (28-3)

Largest Margin of Defeat
26, 2/18/07 vs. Arkansas (28-2)
26, 5/29/99 vs. Rice (27-1)

Most Combined Runs
47, 4/6/05 vs. Purdue Fort Wayne (26-21)

Most Runs In Back-to-Back Games
47, 4/20-4/21/01 Chicago State (27-7) and Cleveland State (20-4)

Most Runs in a Conference Game
23, 4/14/96 vs. UIC (23-2)
22, 4/13/19 vs. Youngstown State (22-2)
22, 3/26/16 vs. Youngstown State (22-3)
21, 5/2/21 vs. Oakland (21-3)

Multi-Home Run Games

3/17/99	Todd Ludwig	4
4/15/22	Nate DeYoung	3
3/6/10	Ben Long	3
4/28/99	Chad Sadowski	3
3/17/23	Aaron Chapman	2
5/6/22	Nate DeYoung	2
2/19/22	Jake Novak	2
4/3/21	Conner Goodman	2
5/24/19	Zach Nogalski (HL Tournament)	2
4/26/19	Tyler Bordner	2
3/23/19	Joe Vyskocil	2
5/18/18	Colin Kreiter (Same Inning)	2
3/4/17	Daulton Varsho	2
5/13/16	Luke Meeteer	2
3/18/16	Cole Heili	2
2/26/16	Daulton Varsho	2
4/28/15	Sam Koenig	2
3/16/13	Drew Pearson	2
4/4/12	Will Fadness	2
5/17/11	Phil Striggow	2
5/3/11	Doug Dekoning	2
3/4/11	Doug Dekoning	2
4/2/10	Ben Long	2
2/28/10	Dan Buchholz	2
4/7/09	Tim Patzman	2
4/7/09	Doug Dekoning	2
5/16/08	Shawn Wozniak	2
5/3/08	Jesse Hart	2
2/22/08	Josh Groves (Season Opener)	2
5/5/07	Nick Wichser	2
4/17/07	Rob Brockel	2
5/20/06	Joe Nowicki	2
4/22/06	Joe Nowicki	2
4/12/06	Ross McCoy	2
5/22/05	Zak Rivera	2
4/6/05	Brooks Graff	2
4/6/05	Nick Wichser	2
4/6/05	Joe Nowicki	2
4/25/03	Dave Pudlosky	2
5/2/02	Steve Guden	2
5/11/01	Eric Goerdt	2
5/9/01	Derek Daggett	2
5/8/01	Steve Guden	2
4/22/01	Eric Goerdt	2
4/8/01	Scott Gillitzer	2
3/10/01	John Vanden Berg	2
5/13/00	Scott Gillitzer (DH Game 2)	2
5/13/00	Scott Gillitzer (DH Game 1)	2
5/13/00	Steve Tylke	2
4/3/00	Eric Goerdt	2
3/22/00	Scott Gillitzer	2
3/20/00	Brett Huebner	2
4/28/99	Jared Kotarek	2
4/28/99	Steve Johnson	2
4/23/99	Todd Ludwig	2
4/17/99	Chad Sadowski	2
4/17/99	Todd Ludwig	2
3/15/99	Chad Sadowski	2
4/14/98	Chad Sadowski	2
4/9/97	Clay Schwartz	2
4/9/97	Greg Toll	2
4/20/96	Eric Lubarsky	2
4/30/95	Jason Weseman	2
4/8/95	Jeff Stoss	2
3/26/95	Jason Weseman	2
4/9/93	Jak Kraus	2
3/24/92	Martin McGinley	2
3/1/92	Randy Wilke	2

Misc. About Multi-Home Run Games

Home Run in Both Games of Doubleheader
Scott Gillitzer, 5/13/00 at Cleveland State

Four Home Runs in One Day
Todd Ludwig (1 games, 3/17/99)
Scott Gillitzer (2 games, 5/13/00)

Most Players with Multiple Home Runs
3 - (Twice, 4/6/06, 4/28/99)

Most in One Season Team - 8 (1999)
Player - 3 (Gillitzer '00, Ludwig/Sadowski '99)

Back-to-Back-to-Back HR
4/15/12 at Wright State (3rd Inning)
Paul Hoenecke, Phil Striggow, Nick Lingvay

SINGLE-GAME PITCHING RECORDS

Player Single-Game Records

Innings Pitched	12.0	Ben Stanczyk, 5/2/04
Strikeouts	15	Jared Reklaitis, 5/24/18
	15	Austin Schulfer, 4/6/18
	14	Jared Reklaitis, 4/27/19
	13	Austin Schulfer, 4/30/17
	13	Eric Semmelhack, 3/31/12
	13	Aaron Sorenson, 5/20/06
	13	Aaron Sorenson, 4/8/05
	13	Ben Stanczyk, 4/23/04
	13	Korey Keller, 4/26/03
Walks	9	Josh Justman, 3/28/98
	9	James Robinson, 4/25/91
Hit Batters	6	Matt Freisleben, 4/7/99*
		** Tied NCAA Record*
Wild Pitches	5	James Robinson, 3/3/91
Consecutive Wins		
Overall	10	Brian Keller, 3/11-5/26/16
	8	Quintin Oldenburg, 3/98-5/00
Season	10	Brian Keller, 3/11-5/26/16
	7	Rick Cavaiani, 3/28-5/25/06
	7	Aaron Sorenson, 3/11-4/20/05
	7	Quintin Oldenburg, 3/18-5/8/01
Consecutive Losses		
Overall	8	Marco Daniels, 3/2-4/27/91
Consecutive Complete Games		
	4	Jay Peters, 4/22-5/12/17
	3	Jake Long, 3/15-29/13
Scoreless Innings Pitched		
	26.0	Jake Long, 2013
	22.1	Robert Michalkiewicz, 2007
	19.2	Cameron Amsrud, 2010-11

Team Single-Game Records

Hits Allowed	0	4/7/15 vs. Wis.-Superior Alex McIntosh (7 IP) Mike Schneider (2 IP)
Strikeouts	18	5/7/19 vs. Parkside
	17	4/6/18 vs. Northern Ky.
	17	4/30/17 vs. Oakland
	16	Three times
(Most Recently)	16	4/27/22 vs. MSOE
Walks	14	2/18/07 vs. Arkansas
	14	4/16/00 vs. Wright State
	14	4/25/96 vs. NE Illinois
	13	5/23/19 vs. UIC
Wild Pitches	7	5/23/21 vs. YSU
Hit Batters	6	Four times
(Most Recently)	6	2/22/08 vs. Jacksonville
Errors	9	3/29/14 vs. UIC
	7	4/9/08 vs. Chicago State
	7	4/21/91 vs. UIC

No Hitter

April 7, 2015 vs. Wisconsin-Superior
Henry Aaron Field - Milwaukee, Wis.

Alex McIntosh
7.0 IP, 0 H, 0 R, 0 ER, 1 BB, 11 K, 93 Pitches

Mike Schneider
2.0 IP, 0 H, 0 R, 0 ER, 1 BB, 2 K, 21 Pitches

Daulton Varsho
Catcher - 8 Innings

Aaron Buban
Catcher - 1 Inning

Alex McIntosh

Mike Schneider

10+ Strikeout Games

5/24/18	Jared Reklaitis	15
4/6/18	Austin Schulfer	15
4/27/19	Jared Reklaitis	14
4/30/17	Austin Schulfer	13
3/31/12	Eric Semmelhack	13
5/20/06	Aaron Sorenson	13
4/8/05	Aaron Sorenson	13
4/23/04	Ben Stanczyk	13
4/26/03	Korey Keller	13
5/6/16	Brian Keller	12
4/19/14	Justin Langley (Fr.)	12
5/2/04	Ben Stanczyk	12
4/12/02	Quintin Oldenburg	12
5/1/21	Jack Mahoney	11
4/29/16	Brian Keller	11
4/7/15	Alex McIntosh (Fr.)	11
4/21/12*	Eric Semmelhack (Game 1 of DH)	11
5/6/06	Rick Cavaiani	11
5/13/01	Quintin Oldenburg	11
4/30/00	Mike Oiler	11
5/7/99	Corey Clemmons	11
4/17/99	Chad Sadowski	11
4/1/99	Chad Sadowski	11
3/13/98	Adam Kiehl	11
4/6/23	Riley Frey	10
4/1/22	Riley Frey	10
2/18/22	Riley Frey	10
3/31/18	Jared Reklaitis	10
4/23/17	Austin Schulfer	10
3/5/16	Brian Keller	10
5/9/15	Justin Langley	10
3/6/15	Justin Langley	10
3/30/13	Mike Schneider	10
4/21/12*	Cale Tassi (Game 2 of DH)	10
5/4/04	Robert Michalkiewicz (Fr.)	10
4/28/01	Quintin Oldenburg	10
5/13/00	Andy Neary	10
4/26/00	Rob Erickson (Fr.)	10
4/18/99	Mike Oiler	10
4/7/97	Chad Sadowski (Fr.)	10
4/20/96	Mike Casper	10

Jared Reklaitis

Games Played

1. Nick Wichser 61, 2008
2. Shawn Wozniak 61, 2008
3. Josh Groves 60, 2008
3. Darin Haugom 60, 1999
3. Chad Sadowski 60, 1999

At Bats

1. Jesse Hart 257, 2008
2. Luke Meeteer 246, 2015
3. Cole Kraft 237, 2011
4. Nick Wichser 235, 2008
5. Jesse Hart 235, 2006
5. Darin Haugom 235, 1999

Batting Average

1. Mike Goetz ..... .493, 2006
2. Scott Gillitzer ..... .424, 2001
3. Darin Haugom ..... .423, 2001
4. Tim Patzman ..... .417, 2010
5. John Vanden Berg ..... .409, 2002

Runs

1. Scott Gillitzer 68, 2001
2. Mike Goetz 67, 2006
3. Matt Houk 63, 2001
4. Nick Wichser 61, 2008
4. Joe Nowicki 61, 2006
4. Darin Haugom 61, 2001/1999
4. Todd Ludwig 61, 1999

Hits

1. Mike Goetz 111, 2006
2. Scott Gillitzer 97, 2001
3. Jesse Hart 89, 2008
4. Daulton Varsho 88, 2016
5. Joe Nowicki 86, 2006

Doubles

1. Jesse Hart 28, 2008
2. Shawn Wozniak 26, 2008
3. Mike Goetz 23, 2006
4. Nick Wichser 22, 2008
5. Will Fadness 21, 2012
5. Cole Kraft 21, 2010
5. Josh Groves 21, 2007
5. Joe Nowicki 21, 2006

Triples

1. Daulton Varsho 6, 2017
1. Daulton Varsho 6, 2016
1. Mike Goetz 6, 2006
1. Ken Poniewaz 6, 1997
5. Derek Peake 5, 2015
5. Doug Dekoning 5, 2010

Home Runs

1. Todd Ludwig 17, 1999
1. Chad Sadowski 17, 1999
3. Sam Koenig 15, 2015
4. Jeff Stoss 12, 1995
5. Tim Patzman 11, 2009
5. Joe Nowicki 11, 2006
5. Ross McCoy 11, 2006
5. Eric Goerdt 11, 2001
5. Scott Gillitzer 11, 2000
5. Jeff Stoss 11, 1998
5. Randy Wilke 11, 1992

Runs Batted In

1. Chad Sadowski 68, 1999
2. Eric Goerdt 67, 2001
3. Scott Gillitzer 66, 2001
4. Jesse Hart 64, 2008
5. Sam Koenig 57, 2015
5. Joe Nowicki 57, 2006
5. John Vanden Berg 57, 2002

Total Bases

1. Mike Goetz 155, 2006
2. Sam Koenig 151, 2015
3. Chad Sadowski 150, 1999
4. Scott Gillitzer 149, 2001
5. Joe Nowicki 144, 2006

Slugging Percentage

1. Jeff Stoss ..... .710, 1998
2. Jak Kraus ..... .702, 1996
3. Chad Sadowski ..... .698, 1999
4. Mike Goetz ..... .689, 2006
5. Todd Ludwig ..... .688, 1999

On-Base Percentage

1. Mike Goetz ..... .579, 2006
2. Jak Kraus ..... .525, 1996
3. Darin Haugom ..... .491, 2001
4. Daulton Varsho ..... .490, 2017
5. Scott Gillitzer ..... .489, 2001

Walks

1. Daulton Varsho 46, 2017
2. Mike Goetz 41, 2006
2. Dave Pudlosky 41, 2002
4. Jak Kraus 39, 1996
5. Zak Rivera 37, 2005
5. Sam Koenig 37, 2015
5. Todd Ludwig 37, 1999

Hit By Pitch

1. Clay Schwartz 26, 1997
2. Andy Gerhartz 23, 2008
3. Clay Schwartz 20, 1995
4. Mitchell Buban 18, 2021
4. Clay Schwartz 18, 1996

Stolen Bases

1. Luke Meeteer 37, 2015
2. Luke Meeteer 25, 2016
3. Ryan Solberg 24, 2014
3. Darin Haugom 24, 2000
3. Darin Haugom 24, 1999

Pitching Appearances

1. Sam Mathews 37, 2023
1. Matt Freisleben 37, 2002
3. Cameron Amsrud 33, 2009
3. Tim Hoy 33, 2009
3. Jed Dolske 33, 2006

Starts

1. Jared Reklaitis 18, 2019
2. Chad Pierce 16, 2010
3. Nine times 15
   Most recent:
   Riley Frey 15, 2023

Innings

1. Brian Keller 107.1, 2016
2. Andy Neary 106.2, 1999
3. Jay Peters 103.0, 2017
4. Chad Pierce 102.2, 2010
5. Chad Pierce 101.0, 2011

Complete Games

1. Parrish Wagner 9, 1992
2. Chad Sadowski 8, 1999
3. Craig Scheffler 7, 1992
3. Marco Daniels 7, 1991
3. James Robinson 7, 1991

Strikeouts

1. Jared Reklaitis 104, 2019
2. Brian Keller 103, 2016
3. Ben Stanczyk 95, 2004
4. Chad Sadowski 91, 1999
5. Riley Frey 87, 2023
5. Austin Schulfer 87, 2018

Wins

1. Brian Keller 10 (10-3), 2016
2. Jared Reklaitis 9 (9-5), 2019
2. Aaron Sorenson 9 (9-3), 2005
2. Quintin Oldenburg 9 (9-3), 2002
2. Quintin Oldenburg 9 (9-4), 2001
5. Eight times 8
   Most recent:
   Jay Peters 8 (8-2), 2017
   Joe Pavlovich 8 (8-1), 2015

Saves

1. Matt Freisleben 15, 2002
2. Cody Peterson 11, 2015
3. Jake Sommers 10, 2019
4. Jon Schreiner 10, 1997
5. Nate DeYoung 10, 2023
5. Cameron Amsrud 9, 2010
5. Lance Tardiff 9, 1995

ERA By A Starter (Min. 50 IP)

1. Jake Long 1.73, 2013
2. Geoff Lefeber 2.20, 2002
3. Elijah Goodman 2.73, 2016
4. Cale Tassi 2.74, 2012
5. Mikel Schaefer 2.77, 2003

ERA By A Reliever (Min. 35 IP)

1. Matt Freisleben 1.15, 2001
2. Quintin Oldenburg 1.79, 2000
3. Jed Dolske 2.33, 2006
4. AJ Blubaugh 2.63, 2021
5. Sam Mathews 2.78, 2023

Decisions

1. Jared Reklaitis 14 (9-5), 2019
1. Chad Sadowski 14 (7-7), 2000
1. Andy Neary 14 (6-8), 1999
4. Brian Keller 13 (10-3), 2016
4. Andy Hetebrueg 13 (6-7), 2008
4. Quintin Oldenburg 13 (9-4), 2001
4. Mike Oiler 13 (8-5), 2001

Losses

1. Rick Cavaiani 10 (2-10), 2005
2. Riley Frey 9 (2-9), 2021
2. Craig Scheffler 9 (2-9), 1992
2. James Robinson 9 (2-9), 1991
2. Aaron Bushong 9 (2-9), 2003
6. Mike Edwards 8 (2-8), 2021
6. Jake Sommers 8 (3-8), 2018
6. Andy Neary 8 (6-8), 1999
6. Parrish Wagner 8 (3-8), 1992
6. Aaron Bushong 8 (2-8), 2004
6. Marco Daniels 8 (1-8), 1991

Fewest Walks (Min. 35 IP)

1. Matt Freisleben 2, 2001
2. Sam Mathews 8, 2023
3. Jayme Sukowaty 10, 2010
4. Matt Freisleben 10, 2002
5. Korey Keller 12, 2003
5. Corey Clemmons 12, 2000

Strikeout-to-Walk Ratio (Min. 35 IP)

1. Matt Freisleben 10.50 (21/2), 2001
2. Brian Keller 5.15 (103/20), 2016
3. Ben Stanczyk 4.75 (95/20), 2004
4. Brad Lusti 3.78 (68/18), 2009
5. Rick Cavaiani 3.47 (66/19), 2006

Win Percentage (Min. 8 Decisions)

1. Joe Pavlovich ..... .889 (8-1), 2015
2. Matt Vanek ..... .875 (7-1), 2019
3. Jay Peters ..... .800 (8-2), 2017
4. Rick Cavaiani ..... .800 (8-2), 2006
5. Rob Becker ..... .800 (8-2), 1996

PLAYER CAREER RECORDS

Games
1. Luke Meeteer 222, 2012-16
1. Doug Dekoning 222, 2008-11
3. Mitchell Buban 217, 2018-22
4. Paul Hoenecke 211, 2009-12
5. Ross McCoy 210, 2004-07

At Bats
1. Luke Meeteer 854, 2012-16
2. Paul Hoenecke 803, 2009-12
3. Doug Dekoning 793, 2008-11
4. Jesse Hart 778, 2005-08
5. Sam Koenig 752, 2011-15

Batting Average
1. Mike Goetz ..... .428, 2005-06
2. Scott Gillitzer ..... .392, 2000-01
3. Eric Goerdt ..... .389, 2000-01
4. John Vanden Berg ..... .378, 2001-02
5. Joe Nowicki ..... .371, 2003-06

Runs
1. Luke Meeteer 189, 2012-16
2. Darin Haugom 179, 1997-2001
3. Doug Dekoning 160, 2008-11
4. Sam Koenig 153, 2011-15
5. Jesse Hart 149, 2005-08

Hits
1. Luke Meeteer 273, 2012-16
2. Jesse Hart 267, 2005-08
3. Doug Dekoning 260, 2008-11
4. Cole Kraft 250, 2008-11
5. Darin Haugom 245, 1997-2001

Doubles
1. Jesse Hart 66*, 2005-08
2. Paul Hoenecke 63, 2009-12
3. Ross McCoy 58, 2004-07
4. Sam Koenig 54, 2011-15
5. Cole Kraft 52, 2008-11

** Tied Horizon League career record when graduated*

Triples
1. Daulton Varsho 16, 2015-17
2. Darin Haugom 12, 1997-2001
3. Mike Goetz 10, 2005-06
4. Ross McCoy 9, 2004-07
5. Luke Meeteer 8, 2012-16
5. Derek Peake 8, 2011-15
5. Doug Dekoning 8, 2008-11
5. Rob Brockel 8, 2005-07
5. Jak Kraus 8, 1992-96

Home Runs
1. Jeff Stoss 33, 1995-98
2. Todd Ludwig 28, 1998-2000
2. Chad Sadowski 28, 1997-2000
4. Jak Kraus 26, 1992-96
5. Daulton Varsho 24, 2015-17

Runs Batted In
1. Chad Sadowski 150, 1997-2000
2. Jesse Hart 140, 2005-08
3. Ross McCoy 138, 2004-07
3. Darin Haugom 138, 1997-2001
3. Jeff Stoss 138, 1995-98

Total Bases
1. Darin Haugom 382, 1997-2001
2. Jesse Hart 380, 2005-08
3. Doug Dekoning 374, 2008-11
4. Luke Meeteer 373, 2012-16
5. Ross McCoy 365, 2004-07

Slugging Percentage (Min. 400 PA)
1. Scott Gillitzer ..... .646, 2000-01
2. Jeff Stoss ..... .642, 1995-98
3. Jak Kraus ..... .612, 1992-96
4. Joe Nowicki ..... .603, 2003-06
5. Eric Goerdt ..... .596, 2000-01

On-Base Percentage (Min. 400 PA)
1. Mike Goetz ..... .501, 2005-06
2. Scott Gillitzer ..... .494, 2000-01
3. Jak Kraus ..... .464, 1992-96
4. John Vanden Berg ..... .461, 2001-02
5. Eric Goerdt ..... .449, 2000-01

Walks
1. Luke Meeteer 99, 2012-16
1. Jak Kraus 99, 1992-96
3. Sam Koenig 97, 2011-15
3. Zak Rivera 97, 2003-06
3. Dave Pudlosky 97, 2000-03

Hit By Pitch
1. Clay Schwartz 68*, 1994-97
2. Mitchell Buban 57, 2018-22
3. Luke Meeteer 41, 2012-16
4. Andy Gerhartz 38, 2008-09
5. Mike Porcaro 34, 2012-15

** First in NCAA Division I history when graduated*

Stolen Bases
1. Luke Meeteer 98, 2012-16
2. Darin Haugom 73, 1997-2001
3. Andy Bjornlie 49, 1994-98
4. Luke Seidel 48, 2021-23
5. Derek Peake 46, 2011-15

Pitching Appearances
1. Matt Freisleben 115, 1999-2002
2. Jed Dolske 103, 2002-06
3. Greg Blohowiak 83, 2009-12
4. Tim Hoy 81, 2005-09
5. Kaleb Engelke 78, 2009-12

Games Started
1. Robert Michalkiewicz 48, 2004-07
2. Brian Keller 44, 2013-16
3. Aaron Bushong 42, 2000-04
4. Chad Sadowski 42, 1997-2000
4. Riley Frey 42, 2021-23

Innings Pitched
1. Brian Keller 321.0, 2013-16
2. Robert Michalkiewicz 298.0, 2004-07
3. Andy Neary 271.0, 1997-2000
4. Quintin Oldenburg 268.1, 1998-2002
5. Austin Schulfer 263.2, 2015-18

Complete Games
1. Chad Sadowski 17, 1997-2000
2. Mike Casper 13, 1995-98
3. Parrish Wagner 12, 1992-94
4. Andy Neary 11, 1997-2000
5. Mike Oiler 10, 1998-2001
5. Craig Scheffler 10, 1992-93

Earned Run Average (Min. 100 IP)
1. Jake Long 2.33, 2009-13
2. Ben Stanczyk 3.07, 2002-04
3. Jay Peters 3.31, 2016-17
4. Cale Tassi 3.56, 2011-13
5. Chad Pierce 3.62, 2010-11

Strikeouts
1. Austin Schulfer 241, 2015-18
2. Brian Keller 239, 2013-16
2. Riley Frey 239, 2021-23
4. Quintin Oldenburg 238, 1998-2002
5. Jared Rekalitis 219, 2016-19

Walks
1. Mike Oiler 138, 1998-2001
2. Mike Schneider 116, 2011-15
3. Josh Justman 112, 1995-98
4. Robert Michalkiewicz 109, 2004-07
5. Jared Rekalitis 107, 2016-19

Wins
1. Quintin Oldenburg 26, 1998-2002
2. Chad Sadowski 22, 1997-2000
3. Andy Neary 20, 1997-2000
4. Korey Keller 19, 2002-06
5. Brian Keller 18, 2013-16

Losses
1. Robert Michalkiewicz 21, 2004-07
1. Aaron Bushong 21, 2000-04
1. Riley Frey 21, 2021-23
4. Five players tied: 17
   Most recent:
4. Brian Keller 17, 2013-16

Saves
1. Jed Dolske 21, 2002-06
2. Jon Schreiner 20, 1996-98
3. Matt Freisleben 18, 1999-2002
4. AJ Blubaugh 14, 2020-22
4. Jake Sommers 14, 2016-19

Win Percentage (Min. 10 decisions)
1. Ben Stanczyk ..... .813 (13-3), 2002-04
2. Quintin Oldenburg ..... .788 (26-7), 1998-2002
3. Alex McIntosh ..... .786 (11-3), 2015-19
4. Justin Langley ..... .727 (8-3), 2013-15
5. Aaron Sorenson ..... .667 (14-7), 2005-06
5. Mikel Schaefer ..... .667 (8-4), 2002-03
5. Josh Justman ..... .667 (14-7), 1995-98

Strikeout/Walk Ratio
1. Ben Stanczyk 3.19, 2002-04
2. Rick Cavaiani 3.11, 2005-06
3. Jason Crawford 3.05, 1999-2001
4. Aaron Sorenson 3.02, 2005-06
5. Brian Keller 2.99, 2013-16

Strikeouts/9 IP (Min. 100 IP)
1. Jason Crawford 10.30, 1999-2001
2. Jack Mahoney 10.0, 2018-22
3. Jared Rekalitis 9.08, 2016-19
4. Justin Langley 9.07, 2013-15
5. Ben Stanczyk 9.00, 2002-04
6. Riley Frey 8.64, 2021-23
7. Austin Schulfer 8.24, 2015-18

Runners Picked Off
1. Mike Schneider 25, 2011-15

** First in Horizon League history when graduated*

Games

1. Doug Dekoning 52, 2008
2. Daulton Varsho 51, 2015
3. Sam Koenig 50, 2011
3. Paul Hoenecke 50, 2009
3. Ross McCoy 50, 2004
6. Three players tied 48

At Bats

1. Ross McCoy 185, 2004
2. Paul Hoenecke 182, 2009
3. Luke Meeteer 172, 2012
4. Sam Koenig 166, 2011
5. Daulton Varsho 164, 2015

Batting Avg. (Min. 1.5 AB/team game)

1. Jesse Hart ..... .371, 2005
2. Luke Meeteer ..... .331, 2012
3. Ross McCoy ..... .324, 2004
4. Mitch Ghelfi ..... .322, 2013
5. Charlie Reschke ..... .312, 2002

Runs

1. Ross McCoy 37, 2004
2. Luke Meeteer 35, 2012
3. Paul Hoenecke 33, 2009
4. Doug Dekoning 31, 2008
5. Mitch Buban 26, 2018

Hits

1. Ross McCoy 60, 2004
2. Luke Meeteer 57, 2012
3. Paul Hoenecke 52, 2009
4. Mitch Ghelfi 47, 2013
4. Doug Dekoning 47, 2008

Doubles

1. Paul Hoenecke 15, 2009
2. Mitch Ghelfi 11, 2013
2. Ross McCoy 11, 2004
4. Daulton Varsho 9, 2015
4. Doug Dekoning 9, 2008
4. Charlie Reschke 9, 2002

Triples

1. Daulton Varsho 4, 2015
2. Ross McCoy 3, 2004
3. Marcus Cline 2, 2021
3. Zach Nogalski 2, 2018
3. Luke Meeteer 2, 2012
3. Shaun Wegner 2, 2007
3. Chad Sadowski 2, 1997

Home Runs

1. Ross McCoy 6, 2004
2. Daulton Varsho 5, 2015
3. Mitch Ghelfi 3, 2013
3. Paul Hoenecke 3, 2009
3. Chad Sadowski 3, 1997

Runs Batted In

1. Ross McCoy 36, 2004
2. Daulton Varsho 34, 2015
3. Paul Hoenecke 30, 2009
4. Chad Sadowski 29, 1997
5. Charlie Reschke 22, 2002

Total Bases

1. Ross McCoy 95, 2004
2. Paul Hoenecke 76, 2009
3. Daulton Varsho 71, 2015
4. Mitch Ghelfi 69, 2013
4. Luke Meeteer 69, 2012

Slugging Percentage

1. Ross McCoy ..... .514, 2004
2. Mitch Ghelfi ..... .473, 2013
3. Charlie Reschke ..... .448, 2002
4. Daulton Varsho ..... .433, 2015
5. Chad Sadowski ..... .428, 1997

Walks

1. Charlie Reschke 22, 2002
2. Luke Meeteer 20, 2012
3. Jonathan Capasso 19, 2010
4. Daulton Varsho 17, 2015
5. Mike Porcaro 16, 2012
5. Sam Koenig 16, 2011

Hit By Pitch

1. Mitch Buban 7, 2018
2. Mike Porcaro 6, 2012
3. Charlie Reschke 6, 2002
4. Marcus Cline 5, 2021
4. Luke Meeteer 5, 2012
4. Doug Dekoning 5, 2008

Stolen Bases

1. Luke Meeteer 16, 2012
2. Sam Koenig 11, 2011
3. Doug Dekoning 9, 2008
3. Andy Bjornlie 9, 1994
5. Mitch Buban 8, 2018

Pitching Appearances

1. Cameron Amsrud 33, 2009
2. Matt Freisleben 26, 1995
3. Patrick Tomfohrde 21, 2018
4. AJ Blubaugh 19, 2021
5. Brian Keller 16, 2013
6. Robert Michalkiewicz 15, 2004

Games Started

1. Riley Frey 14, 2021
2. Kyle Schmidt 11, 2009
3. Mike Schneider 8, 2011
3. Robert Michalkiewicz 8, 2004
3. Aaron Bushong 8, 2001

Innings Pitched

1. Riley Frey 80.0, 2021
2. Aaron Bushong 67.0, 2001
3. Robert Michalkiewicz 66.0, 2004
4. Kyle Schmidt 59.2, 2009
5. Elijah Goodman 56.0, 2016

Complete Games

1. Parrish Wagner 9, 1992
2. Riley Frey 3, 2021
2. Chad Sadowski 3, 1997
2. Bob Callahan 3, 1993
2. Lance Tardiff 3, 1992

Earned Run Average (Min. 20.0 IP)

1. Jake Tuttle 1.64, 2013
2. Jared Reklaitis 2.03, 2016
3. Austin Schulfer 2.25, 2015
4. Mike Edwards 2.45, 2018
5. AJ Blubaugh 2.63, 2021

Strikeouts

1. Riley Frey 67, 2021
2. Mike Schneider 47, 2011
3. Elijah Goodman 46, 2016
4. Kyle Schmidt 43, 2009
5. Austin Schulfer 42, 2015

Walks

1. Riley Frey 30, 2021
2. Mike Schneider 30, 2011
3. Robert Michalkiewicz 28, 2004
4. Jesse Kruser 26, 1994
5. Chad Sadowski 24, 1997

Wins

1. Elijah Goodman 5, 2016
1. Cameron Amsrud 5, 2009
1. Aaron Bushong 5, 2001
1. Matt Freisleben 5, 1995
5. Mike Schneider 4, 2011
5. Chad Sadowski 4, 1997
5. Brett Riley 4, 1994

Losses

1. Riley Frey 9, 2021
2. Parrish Wagner 8, 1992
3. Robert Michalkiewicz 6, 2004
4. Kyle Schmidt 4, 2009
4. Lance Tardiff 4, 1992

Saves

1. AJ Blubaugh 8, 2021
2. Jake Sommers 2, 2016
2. Josh Justman 2, 1995
4. Eight players tied 1
   Most recent:
   James Severson 1, 2021

Win Percentage (Min. 5 decisions)

1. Elijah Goodman ..... .833 (5-1), 2016
1. Aaron Bushong ..... .833 (5-1), 2001
1. Matt Freisleben ..... .833 (5-1), 1995
4. Cameron Amsrud ..... .800 (4-1), 2009
4. Chad Sadowski ..... .800 (4-1), 1997

Strikeout/Walk Ratio

1. Quintin Oldenburg 3.3 (26K/8BB), 1998
2. Mike Edwards 3.0 (24K/8BB), 2018
3. Aaron Bushong 2.9 (41K/14BB), 2001
4. AJ Blubaugh 2.6 (37K/14BB), 2021
4. Rob Erickson 2.4 (38K/16BB), 2000

Strikeouts/9 IP (Min. 20.0 IP)

1. AJ Blubaugh 12.3, 2021
1. Rob Erickson 11.4, 2000
2. James Severson 10.5, 2021
3. Quintin Oldenburg 9.3, 1998
4. Austin Schulfer 8.6, 2015
5. Eric Semmelhack 8.5, 2010

Note: Blubaugh/Cline played in 2020 before season was canceled due to COVID-19

YEAR-BY-YEAR BATTING LEADERS

Batting Average

2023	.335	Aaron Chapman
2022	.305	Luke Seidel
2021	.313	Luke Seidel
2020	.377	Zach Nogalski
2019	.376	Tyler Bordner
2018	.336	Devin Rybacki
2017	.362	Daulton Varsho
2016	.381	Daulton Varsho
2015	.364	Sam Koenig
2014	.368	Ryan Solberg
2013	.364	Mike Porcaro
2012	.331	Luke Meeteer
2011	.362	Doug Dekoning
2010	.417	Tim Patzman


Tim Patzman

2009	.389	Tim Patzman
2008	.364	Shawn Wozniak
2007	.396	Josh Groves
2006	.493	Mike Goetz *(Led NCAA)*
2005	.376	Joe Nowicki
2004	.381	Matt Alexander
2003	.358	P.J. Cannon
2002	.409	John Vanden Berg
2001	.424	Scott Gillitzer
2000	.401	Eric Goerdt
1999	.397	Paul Archambault
1998	.400	Jeff Stoss
1997	.351	Ken Poniewaz
1996	.365	Jason Wesemann
1995	.357	Jak Kraus
1994	.374	Jak Kraus
1993	.333	Peter Jankowski
1992	.325	Peter Jankowski
1991	.308	Matt Kaul

At Bats

2023	217	Mark Connelly
2022	192	Aaron Chapman
2021	192	Luke Seidel
2020	56	Mike Ferri
2019	231	Devin Rybacki
2018	217	Trevor Schwecke
2017	202	Chris Kelly
2016	231	Daulton Varsho
2015	246	Luke Meeteer
2014	205	Pat Wilson
2013	187	Mike Porcaro
2012	216	Paul Hoenecke
2011	237	Cole Kraft
2010	228	Ben Long
2009	208	Andy Gerhartz
2008	257	Jesse Hart
2007	230	Kyle Silver
2006	235	Jesse Hart
2005	195	Charlie Reschke
2004	218	Matt Alexander
2003	178	Dave Pudlosky
2002	200	Adam Christ
2001	231	Matt Houk
2000	201	Darin Haugom
1999	235	Darin Haugom
1998	178	Steve Johnson
1997	182	Jeff Stoss
1996	192	Jason Wesemann
1995	151	Jason Wesemann
1994	158	Joseph Fojut
1993	104	Steve Klawitter
1992	152	Randy Wilke/Joseph Fojut
1991	128	Tim Mommaerts

Runs

2023	39	Aaron Chapman
2022	32	Aaron Chapman
2021	37	Luke Seidel
2020	10	Mitchell Buban
2019	57	Trevor Schwecke
2018	43	Trevor Schwecke
2017	47	Daulton Varsho
2016	53	Luke Meeteer
2015	58	Sam Koenig
2014	34	Mike Porcaro/Derek Peake
2013	41	Mike Porcaro
2012	42	Paul Hoenecke
2011	47	Doug Dekoning
2010	50	Dan Buchholz
2009	44	Doug Dekoning
2008	61	Nick Wichser
2007	42	Kyle Silver
2006	67	Mike Goetz
2005	50	Mike Goetz
2004	43	Charlie Reschke
2003	41	Troy Doering
2002	45	Adam Christ
2001	68	Scott Gillitzer
2000	45	Scott Gillitzer
1999	61	Todd Ludwig/Darin Haugom
1998	53	Jeff Stoss
1997	38	Lee Jaramillo/Jeff Stoss
1996	51	Jason Wesemann
1995	46	Jak Kraus
1994	31	Jak Kraus
1993	23	Joseph Fojut
1992	28	Randy Wilke
1991	29	Tim Mommaerts

Hits

2023	70	Aaron Chapman
2022	57	Aaron Chapman
2021	60	Luke Seidel
2020	20	Zach Nogalski
2019	74	Trevor Schwecke
2018	69	Trevor Schwecke
2017	72	Daulton Varsho
2016	88	Daulton Varsho
2015	83	Sam Koenig
2014	68	Ryan Solberg
2013	68	Mike Porcaro
2012	66	Paul Hoenecke
2011	84	Cole Kraft
2010	78	Cole Kraft/Ben Long
2009	75	Tim Patzman
2008	89	Jesse Hart
2007	73	Kyle Silver
2006	111	Mike Goetz
2005	68	Mike Goetz
2004	83	Matt Alexander
2003	58	Dave Pudlosky
2002	76	John Vanden Berg
2001	97	Scott Gillitzer
2000	71	Eric Goerdt/Darin Haugom
1999	79	Steve Tylke
1998	63	Lee Jaramillo
1997	59	Jeff Stoss/Ken Poniewaz
1996	70	Jason Wesemann
1995	51	Jak Kraus
1994	55	Jak Kraus
1993	34	Steve Klawitter
1992	47	Randy Wilke
1991	35	Tim Mommaerts

Doubles

2023	14	Mark Connelly/Marcus Cline
2022	11	Aaron Chapman
2021	11	Mike Ferri
2020	5	Zach Nogalski
2019	20	Trevor Schwecke
2018	15	Tyler Bordner
2017	11	Daulton Varsho
2016	17	Daulton Varsho
2015	19	Sam Koenig/Luke Meeteer
2014	15	Ryan Solberg
2013	14	Mike Porcaro
2012	21	Will Fadness
2011	17	Doug Dekoning/Cole Kraft
2010	21	Cole Kraft
2009	18	Tim Patzman
2008	28	Jesse Hart
2007	21	Josh Groves
2006	23	Mike Goetz
2005	15	Zak Rivera/Charlie Reschke
2004	15	Charlie Reschke
2003	15	Dave Pudlosky
2002	16	John Vanden Berg
2001	18	Scott Gillitzer
2000	15	Scott Gillitzer
1999	20	Chad Sadowski/Steve Tylke
1998	16	Lee Jaramillo
1997	15	Jeff Stoss/Ken Poniewaz
1996	17	Jason Wesemann
1995	10	Jason Wesemann
1994	17	Jak Kraus
1993	10	Steve Klawitter
1992	12	Randy Wilke
1991	8	Frank Kotecki

Triples

2023	2	Benson/Connelly/Novak/Olejnik
2022	2	Connelly/Olejnik/Nogalski
2021	3	Luke Seidel
2020	2	Mitchell Buban
2019	3	T. Schwecke/T. Bordner
2018	3	Matt Quartel
2017	6	Daulton Varsho
2016	6	Daulton Varsho
2015	5	Derek Peake
2014	2	Pat Wilson/Sam Koenig
2013	4	Mike Porcaro
2012	2	Luke Meeteer/Jim Lundstrom
2011	2	Doug Dekoning
2010	5	Doug Dekoning
2009	3	Cole Kraft
2008	1	J. Groves/B. Long/A. Gerhartz
2007	3	Rob Brockel
2006	6	Mike Goetz
2005	4	Mike Goetz/Ross McCoy
2004	3	Ross McCoy
2003	2	David Michna
2002	2	Adam Christ
2001	4	Darin Haugom
2000	4	Darin Haugom
1999	4	Darin Haugom
1998	3	Steve Johnson
1997	6	Ken Poniewaz

1996	3	Jak Kraus
1995	2	Three players tied
1994	2	Three players tied
1993	2	Steve Klawitter
1992	1	Two players tied
1991	0	None recorded

Home Runs

2023	7	Aaron Chapman
2022	6	Nate DeYoung
2021	8	Jack Kraus
2020	1	Five players tied
2019	8	Joe Vyskocil
2018	5	Tyler Bordner
2017	11	Daulton Varsho
2016	8	Daulton Varsho/Cole Heili
2015	15	Sam Koenig
2014	7	Ryan Solberg
2013	4	Will Fadness/Ryan Solberg
2012	7	Phil Striggow
2011	8	Doug Dekoning
2010	9	Dan Buchholz
2009	11	Tim Patzman
2008	7	Jesse Hart
2007	7	Rob Brockel
2006	11	Joe Nowicki/Ross McCoy
2005	9	Joe Nowicki
2004	10	Ben Stanczyk
2003	4	Dave Pudlosky
2002	6	John Vanden Berg
2001	11	Eric Goerdt
2000	11	Scott Gillitzer
1999	17	Chad Sadowski/Todd Ludwig
1998	11	Jeff Stoss
1997	10	Jeff Stoss
1996	10	Jak Kraus
1995	12	Jeff Stoss
1994	7	Jak Kraus
1993	4	Joel Welder
1992	11	Randy Wilke
1991	3	Dan Rabehl

Runs Batted In

2023	40	Mark Connelly
2022	35	Aaron Chapman
2021	34	Jack Kraus
2020	9	Zach Nogalski
2019	54	Trevor Schwecke
2018	39	Trevor Schwecke
2017	46	John Boidanis
2016	51	Daulton Varsho
2015	57	Sam Koenig
2014	43	Ryan Solberg
2013	43	Mike Porcaro
2012	41	Paul Hoenecke
2011	47	Doug Dekoning
2010	55	Ben Long
2009	44	Tim Patzman
2008	64	Jesse Hart
2007	37	Grant Berkovitz
2006	57	Joe Nowicki
2005	40	Joe Nowicki
2004	43	Ben Stanczyk
2003	29	Ben Stanczyk
2002	57	John Vanden Berg
2001	67	Eric Goerdt
2000	42	Eric Goerdt
1999	68	Chad Sadowski
1998	52	Jeff Stoss
1997	40	Jeff Stoss
1996	48	Jak Kraus
1995	46	Jeff Stoss
1994	37	Jak Kraus
1993	30	Steve Klawitter
1992	37	Randy Wilke
1991	22	Dan Rabehl

Total Bases

2023	103	Aaron Chapman
2022	82	Aaron Chapman
2021	84	Luke Seidel
2020	27	Zach Nogalski
2019	113	Tyler Bordner
2018	91	Trevor Schwecke
2017	128	Daulton Varsho
2016	141	Daulton Varsho
2015	151	Sam Koenig
2014	106	Ryan Solberg
2013	93	Mike Porcaro
2012	93	Paul Hoenecke/Will Fadness
2011	125	Doug Dekoning
2010	120	Ben Long
2009	130	Tim Patzman
2008	138	Jesse Hart
2007	102	Grant Berkovitz
2006	155	Mike Goetz
2005	99	Joe Nowicki
2004	115	Ben Stanczyk
2003	85	Dave Pudlosky
2002	112	John Vanden Berg
2001	149	Scott Gillitzer
2000	111	Darin Haugom
1999	150	Chad Sadowski
1998	110	Jeff Stoss
1997	106	Jeff Stoss
1996	111	Jason Wesemann
1995	91	Jak Kraus
1994	97	Jak Kraus
1993	54	Steve Klawitter
1992	92	Randy Wilke
1991	39	Dan Rabehl/Frank Kotecki

Slugging Percentage

2023	.493	Aaron Chapman
2022	.484	Ty Olejnik
2021	.503	Jack Kraus
2020	.509	Zach Nogalski
2019	.598	Tyler Bordner
2018	.464	Colin Kreiter
2017	.643	Daulton Varsho
2016	.610	Daulton Varsho
2015	.657	Sam Koenig
2014	.573	Ryan Solberg
2013	.497	Mike Porcaro
2012	.549	Phil Striggow
2011	.566	Doug Dekoning
2010	.641	Tim Patzman
2009	.674	Tim Patzman
2008	.564	Shawn Wozniak
2007	.568	Josh Groves
2006	.689	Mike Goetz
2005	.642	Zak Rivera
2004	.590	Ben Stanczyk
2003	.420	P.J. Cannon
2002	.602	John Vanden Berg
2001	.651	Scott Gillitzer
2000	.640	Scott Gillitzer
1999	.698	Chad Sadowski
1998	.710	Jeff Stoss
1997	.619	Ken Poniewaz
1996	.702	Jak Kraus
1995	.662	Jeff Stoss
1994	.660	Jak Kraus
1993	.519	Steve Klawitter
1992	.605	Randy Wilke
1991	.443	Dan Rabehl

Walks

2023	24	Jack Thelen
2022	25	Jack Thelen
2021	21	Jack Kraus
2020	8	Mitchell Buban
2019	31	T. Schwecke/D. Rybacki/M. Quartel
2018	21	Trevor Schwecke
2017	46	Daulton Varsho
2016	34	Billy Quirke
2015	37	Sam Koenig
2014	23	Mike Porcaro
2013	24	Luke Meeteer
2012	22	Sam Koenig
2011	25	Doug Dekoning
2010	23	Sam Sivilotti
2009	24	Josh Groves
2008	29	Shawn Wozniak
2007	27	Rob Brockel
2006	41	Mike Goetz
2005	37	Zak Rivera
2004	20	Zak Rivera
2003	36	Troy Doering
2002	41	Dave Pudlosky
2001	28	Scott Gillitzer
2000	23	Scott Gillitzer
1999	37	Todd Ludwig
1998	32	Jeff Stoss
1997	28	Lee Jaramillo
1996	39	Jak Kraus
1995	28	Jak Kraus
1994	25	Jak Kraus
1993	21	Joel Welder
1992	22	Joel Welder
1991	24	Dan Rabehl

Stolen Bases

2023	17	Luke Seidel
2022	15	Luke Seidel
2021	16	Luke Seidel
2020	4	Mike Ferri
2019	8	T. Schwecke/C. Kreiter
2018	19	Trevor Schwecke
2017	12	Chris Kelly
2016	25	Luke Meeteer
2015	37	Luke Meeteer
2014	24	Ryan Solberg
2013	18	Luke Meeteer
2012	16	Luke Meeteer
2011	16	Doug Dekoning
2010	10	Doug Dekoning
2009	23	Andy Gerhartz
2008	15	Andy Gerhartz
2007	8	Nick Wichser/Ross McCoy
2006	17	Mike Goetz
2005	13	Charlie Reschke
2004	8	Charlie Reschke
2003	9	Marcellus Dawson
2002	17	Troy Doering
2001	20	Darin Haugom
2000	24	Darin Haugom
1999	24	Darin Haugom
1998	15	Lee Jaramillo
1997	16	Lee Jaramillo
1996	12	Jak Kraus
1995	19	Andy Bjornlie
1994	9	Andy Bjornlie
1993	5	Brian Powers
1992	6	Peter Jankowski
1991	13	Bob Grzeskiewicz

YEAR-BY-YEAR PITCHING LEADERS

Earned Run Average

2023	2.78	Sam Mathews
2022	3.25	AJ Blubaugh



2021	2.63	AJ Blubaugh
2020	3.75	Matt Vanek
2019	3.48	Alex McIntosh
2018	2.30	George Swedie
2017	3.32	Jay Peters
2016	2.03	Jared Reklaitis
2015	2.25	Austin Schulfer
2014	2.57	Tell Taylor
2013	1.73	Jake Long
2012	2.74	Cale Tassi
2011	2.60	Greg Blohowiak
2010	1.67	Greg Blohowiak
2009	4.71	Tim Hoy
2008	4.24	Brad Lusti
2007	4.03	Robert Michalkiewicz
2006	2.33	Jed Dolske
2005	3.86	Rick Cavaiani
2004	3.43	Ben Stanczyk
2003	2.40	Ben Stanczyk
2002	2.20	Geoff Lefeber
2001	1.15	Matt Freisleben
2000	1.79	Quintin Oldenburg
1999	3.63	Jason Crawford
1998	3.05	Josh Justman
1997	3.60	Rob Becker
1996	4.86	Rob Becker
1995	4.42	Mike Casper
1994	4.26	Cory Bigler
1993	2.87	Robert Weber
1992	5.59	Justin Schaubel
1991	3.40	Marco Daniels

Wins

2023	6	Luke Hansel
2022	5	Riley Frey
2021	5	Jack Mahoney
2020	1	George Swedie
2019	9	Jared Reklaitis
2018	6	Austin Schulfer
2017	8	Jay Peters
2016	10	Brian Keller
2015	8	Joe Pavlovich
2014	6	Tyler Thicke
2013	8	Jake Long/Mike Schneider
2012	6	Cale Tassi
2011	6	Chad Pierce
2010	7	Chad Pierce
2009	5	Brad Lusti/Cameron Amsrud
2008	6	Andy Hetebrueg
2007	6	Robert Michalkiewicz
2006	8	Rick Cavaiani
2005	9	Aaron Sorenson
2004	7	Ben Stanczyk
2003	7	Mikel Shaefer
2002	9	Quintin Oldenburg
2001	9	Quintin Oldenburg
2000	8	Andy Neary
1999	7	Chad Sadowski
1998	6	Mike Casper/Josh Justman
1997	6	Rob Becker
1996	8	Rob Becker
1995	4	Three players tied
1994	5	Cory Bigler
1993	2	Four players tied
1992	4	Justin Schaubel
1991	2	Two players tied

Losses

2023	7	Riley Frey
2022	5	Nick Gilhaus/Riley Frey
2021	9	Riley Frey
2020	4	Mike Edwards
2019	5	Jared Reklaitis
2018	8	Jake Sommers
2017	6	Adam Reuss/Brandon Parr
2016	5	Jay Peters
2015	6	Brian Keller
2014	7	Brian Keller
2013	6	Cale Tassi
2012	7	Eric Semmelhack
2011	5	Jordan Guth
2010	5	Three Players Tied
2009	5	Nate Caldwell
2008	7	Andy Hetebrueg
2007	7	Dan Luczak/Mike Rauwerdink
2006	6	Robert Michalkiewicz
2005	10	Rick Cavaiani
2004	8	Aaron Bushong
2003	9	Aaron Bushong
2002	7	Matt Freisleben
2001	5	Mike Oiler
2000	7	Chad Sadowski
1999	8	Andy Neary
1998	4	Andy Neary
1997	6	Mike Casper/Rob Becker
1996	7	Mike Casper
1995	5	Brian Sullivan
1994	7	Cory Bigler/Bob Callahan
1993	5	Craig Scheffler
1992	9	Craig Scheffler
1991	9	James Robinson

Winning Pct. (Min. 5 decisions)

2023	.600 (6-4)	Luke Hansel
2022	.500 (5-5)	Riley Frey
2021	.600 (3-2)	Matt McCarty
2020	N/A	N/A
2019	.833 (5-1)	Alex McIntosh
2018	.545 (6-5)	Austin Schulfer
2017	.800 (8-2)	Jay Peters
2016	.833 (5-1)	Jared Reklaitis
2015	.889 (8-1)	Joe Pavlovich
2014	.545 (6-5)	Tyler Thicke
2013	.727 (8-3)	J. Long/M. Schneider
2012	.545 (6-5)	Cale Tassi
2011	.667 (4-2)	J. Sukowaty/M. Schneider
2010	1.000 (5-0)	Jeff Gordon
2009	.833 (5-1)	Cameron Amsrud
2008	.600 (3-2)	Cuyler Franzke
2007	.600 (6-4)	Robert Michalkiewicz
2006	.800 (8-2)	Rick Cavaiani
2005	.750 (9-3)	Aaron Sorenson
2004	.700 (7-3)	Ben Stanczyk
2003	.778 (7-2)	Mikel Schaefer
2002	.857 (6-1)	Geoff Lefeber
2001	.833 (5-1)	E. Goerdt/A. Bushong
2000	1.000 (5-0)	Quintin Oldenburg
1999	.833 (5-1)	Matt Freisleben
1998	.857 (6-1)	Josh Justman
1997	.800 (4-1)	Chad Sadowski
1996	.800 (8-2)	Rob Becker
1995	.500 (4-4)	Cory Bigler
1994	.667 (4-2)	Brett Riley
1993	.400 (2-3)	Cory Bigler
1992	.667 (4-2)	Justin Schaubel
1991	.286 (2-5)	John Hetland

Saves

2023	9	Nate DeYoung
2022	6	AJ Blubaugh
2021	8	AJ Blubaugh
2020	1	Patrick Tomfohrde
2019	10	Jake Sommers
2018	4	Brandon Parr
2017	3	Brandon Parr
2016	5	Jake Tuttle/Cal Haley
2015	11	Cody Peterson
2014	3	Tell Taylor
2013	4	Joshua Uhen/Alex Erdmann
2012	6	Jordan Guth
2011	5	Kaleb Engelke
2010	9	Cameron Amsrud
2009	8	Craig Meier
2008	6	Adam Ferrell
2007	1	Four players tied
2006	7	Jed Dolske
2005	8	Jed Dolske
2004	6	Jed Dolske

2003	5	Ben Stanczyk
2002	15	Matt Freisleben
2001	3	Jason Crawford
2000	4	Eric Goerdt
1999	0	None Recorded
1998	4	Jon Schreiner
1997	10	Jon Schreiner
1996	6	Jon Schreiner
1995	9	Lance Tardiff
1994	2	Lance Tardiff/Parrish Wagner
1993	2	Matt Krzoska
1992	0	None Recorded
1991	2	Ryan Taylor

Appearances

2023	37	Sam Mathews
2022	16	Blubaugh/Neu/Severson
2021	19	AJ Blubaugh
2020	4	Eight players tied
2019	23	Jake Sommers
2018	21	Patrick Tomfohrde
2017	24	Reed Blake/Alex Fischer
2016	24	Jake Tuttle
2015	27	Cody Peterson
2014	20	Tyler Thicke
2013	21	Joshua Uhen
2012	32	Kaleb Engelke
2011	27	Greg Blohowiak
2010	25	Cameron Amsrud
2009	33	Tim Hoy/Cameron Amsrud
2008	29	Adam Ferrell
2007	21	Tom Zimmerman
2006	33	Jed Dolske

2005	28	Jed Dolske
2004	31	Jed Dolske
2003	18	Ben Stanczyk
2002	37	Matt Freisleben
2001	30	Matt Freisleben
2000	22	Matt Freisleben
1999	26	Matt Freisleben
1998	21	Jon Schreiner
1997	23	Jon Schreiner
1996	16	Jon Schreiner
1995	18	Lance Tardiff
1994	19	Matt Krzoska
1993	18	Parrish Wagner
1992	14	Parrish Wagner
1991	11	M. Daniels/J. Robinson

Games Started

2023	15	Riley Frey
2022	13	Riley Frey
2021	14	Mike Edwards/Riley Frey
2020	4	Mahoney/McCarty/Edwards
2019	18	Jared Reklaitis
2018	14	Austin Schulfer
2017	14	Jay Peters
2016	15	Brian Keller
2015	15	Joe Pavlovich
2014	13	Brian Keller
2013	13	Cale Tassi/Mike Schneider
2012	15	Cale Tassi/Eric Semmelhack
2011	15	Chad Pierce
2010	16	Chad Pierce
2009	13	Brad Lusti
2008	15	Andy Hetebrueg
2007	14	R. Michalkiewicz/D. Luczak
2006	13	A. Sorenson/R. Michalkiewicz
2005	13	Robert Michalkiewicz
2004	13	Korey Keller
2003	12	Geoff Lefeber
2002	12	Quintin Oldenburg
2001	14	Quintin Oldenburg
2000	13	Chad Sadowski/Andy Neary
1999	15	Chad Sadowski/Andy Neary
1998	10	Mike Casper/Josh Justman
1997	14	Mike Casper
1996	12	Mike Casper
1995	11	Cory Bigler/Bob Callahan
1994	12	Bob Callahan
1993	7	Craig Scheffler
1992	12	Parrish Wagner
1991	9	M. Daniels/J. Robinson

Complete Games

2023	0	None
2022	2	Riley Frey
2021	3	Riley Frey
2020	N/A	N/A
2019	1	Mike Edwards
2018	1	A. Schulfer/J. Reklaitis
2017	4	Jay Peters
2016	4	Brian Keller
2015	1	Three players tied
2014	1	Three players tied
2013	5	Jake Long
2012	0	None
2011	3	Chad Pierce
2010	2	Chad Pierce
2009	3	Brad Lusti
2008	1	A. Hetebrueg/B. McClarey
2007	4	Robert Michalkiewicz
2006	1	Rick Cavaiani
2005	3	Rick Cavaiani
2004	4	Ben Stanczyk
2003	6	Mikel Shaefer
2002	3	Q. Oldenburg/A. Bushong
2001	5	Mike Oiler
2000	4	Chad Sadowski/Andy Neary
1999	8	Chad Sadowski
1998	2	Chad Sadowski/Josh Justman
1997	6	Rob Becker/Mike Casper
1996	6	Mike Casper
1995	2	Brian Sullivan
1994	5	Cory Bigler
1993	3	Craig Scheffler/Bob Callahan
1992	9	Parrish Wagner
1991	7	M. Daniels/J. Robinson

Innings Pitched

2023	90.0	Riley Frey
2022	79.0	Riley Frey
2021	80.0	Riley Frey
2020	18.2	Jack Mahoney
2019	99.1	Jared Reklaitis
2018	91.1	Austin Schulfer
2017	103.0	Jay Peters
2016	107.1	Brian Keller
2015	97.2	Brian Keller
2014	82.1	Brian Keller

Brian Keller

2013	93.0	Jake Long
2012	95.1	Cale Tassi
2011	101.0	Chad Pierce
2010	102.2	Chad Pierce
2009	93.0	Brad Lusti
2008	97.2	Brad Lusti
2007	98.1	Robert Michalkiewicz
2006	83.1	Aaron Sorenson
2005	85.1	Aaron Sorenson
2004	94.1	Ben Stanczyk
2003	81.1	Mikel Shaefer
2002	86.0	Geoff Lefeber
2001	94.1	Quintin Oldenburg
2000	86.2	Andy Neary
1999	106.2	Andy Neary
1998	64.1	Mike Casper
1997	90.0	Rob Becker
1996	70.0	Mike Casper
1995	63.1	Bob Callahan
1994	61.1	Cory Bigler
1993	41.2	Craig Scheffler
1992	78.2	Parrish Wagner
1991	66.2	James Robinson

Strikeouts

2023	87	Riley Frey
2022	85	Riley Frey
2021	86	Jack Mahoney
2020	22	Jack Mahoney
2019	104	Jared Reklaitis
2018	87	Austin Schulfer
2017	82	Jay Peters
2016	103	Brian Keller
2015	74	Justin Langley
2014	54	Brian Keller
2013	55	Mike Schneider
2012	72	Eric Semmelhack
2011	82	Chad Pierce
2010	64	Chad Pierce
2009	68	Brad Lusti
2008	53	Brad Lusti
2007	59	Dan Luczak
2006	66	Rick Cavaiani



Rick Cavaiani

2005	76	Aaron Sorenson
2004	95	Ben Stanczyk
2003	73	Mikel Shaefer
2002	68	Quintin Oldenburg
2001	78	Quintin Oldenburg
2000	75	Andy Neary
1999	91	Chad Sadowski
1998	46	Josh Justman
1997	54	Rob Becker
1996	48	Mike Casper
1995	42	Cory Bigler
1994	47	Cory Bigler
1993	29	Craig Scheffler
1992	54	Craig Scheffler
1991	50	James Robinson

Walks

2023	39	Luke Hansel
2022	33	Logan Schulfer
2021	37	Jack Mahoney
2020	12	Jack Mahoney
2019	35	Matt Vanek
2018	38	Jared Reklaitis
2017	34	Adam Reuss
2016	29	Jay Peters
2015	37	Joe Pavlovich
2014	34	Tyler Thicke
2013	50	Mike Schneider
2012	39	Eric Semmelhack
2011	42	Jordan Guth
2010	43	Chad Pierce
2009	27	Andy Hetebrueg
2008	34	Andy Hetebrueg
2007	43	Dan Luczak
2006	31	Mike Rauwerdink
2005	50	Robert Michalkiewicz
2004	38	Korey Keller
2003	34	Mikel Shaefer
2002	37	Rob Erickson
2001	46	Mike Oiler
2000	40	Mike Oiler
1999	46	Mike Oiler
1998	35	Josh Justman
1997	36	Josh Justman
1996	30	Mike Casper
1995	29	Cory Bigler
1994	45	Cory Bigler
1993	29	Craig Scheffler
1992	45	Craig Scheffler
1991	36	James Robinson

RECORDS VS. OPPONENTS (NCAA DI)

School	W	L	T
Akron	4	3	0
Alabama A&M	3	0	0
Alabama-Huntsville	1	0	0
Arizona	1	6	0
Arizona State	0	5	0
Arkansas	0	9	0
Arkansas State	2	9	0
Austin Peay	4	17	0
Bakersfield (Calif.)	0	3	0
Ball State	0	3	0
Belmont	0	1	1
Bethune-Cookman	2	2	0
Bowling Green	1	0	0
Bradley	13	6	0
Bucknell	1	0	0
Butler	61	29	1
BYU	1	5	0
Cal Poly	0	1	0
Canisius	1	1	0
Cardinal Stritch	9	0	0
Carroll	6	0	0
Carthage	0	1	0
Centenary	0	4	0
Central Michigan	0	2	0
Chicago State	50	12	0
Cleveland State	58	21	0
Concordia (Wis.)	7	0	0
Cornell	2	2	0
Creighton	1	14	0
Cumberland (Tenn.)	0	4	0
Dartmouth	1	1	0
Dayton	2	0	0
DeKalb College	2	6	0
Detroit Mercy	25	14	0
Drexel	1	0	0
East Carolina	0	3	0
Eastern Illinois	5	9	0
Eastern Kentucky	0	3	0
Eastern Michigan	3	0	0
Edgewood	5	0	0
Evansville	4	8	0
Fort Wayne	5	3	0
Georgia State	1	0	0
Gonzaga	0	1	0
Grand Canyon	2	2	0
Hartford	2	0	0
Harvard	1	0	0
Hawaii	0	4	0
Illinois	2	4	0
Illinois State	11	10	0
Indiana	0	6	0
Indiana State	5	1	0
Indiana Tech	2	0	0
Iowa	10	13	0
Iowa State	0	2	0
Jackson State	2	1	0
Jacksonville	1	1	0
Jacksonville State	2	2	0
Kansas	1	6	0
Kansas State	1	7	0
Kennesaw State	0	1	0
Kent State	0	1	0
Kentucky	0	6	0
Lakeland	4	0	0
Lamar	0	2	0
Lewis	0	6	0
Loras	0	1	0
Louisville	0	2	0
Madison Tech	1	0	0
Maine	3	1	0
Marshall	1	0	0
Massachusetts	0	1	0
McNeese State	0	1	0
Miami (Fla.)	0	4	0
Miami (Ohio)	1	4	0
Michigan	1	0	0
Middle Tennessee State	1	8	0
Milwaukee Brewers (Exh.)	0	3	0
Minnesota	7	11	0
Minnesota-Duluth	1	0	0
Missouri	4	4	0
Missouri State	0	1	0
Morehead State	2	3	0
MSOE	9	0	0
Murray State	3	3	0
Nebraska	1	17	0

School	W	L	T
New Mexico State	2	2	0
New Orleans	0	1	0
North Carolina-Wilmington	0	1	0
North Alabama	2	1	0
Northeastern	1	0	0
Northeastern Illinois	12	15	0
Northern Illinois	34	29	0
Northern Iowa	6	12	0
Northern Kentucky	26	18	0
Northwestern	12	20	0
Notre Dame	3	10	0
Oakland	30	24	0
Ohio	1	7	0
Ohio State	0	3	0
Oklahoma State	0	5	0
Omaha	1	1	0
Oral Roberts	0	1	0
Oregon	0	4	0
Pacific	2	1	0
Penn State	1	2	0
Piedmont	0	2	0
Pittsburgh	1	0	0
Purdue	1	0	0
Purdue Fort Wayne	7	8	0
Radford	1	0	0
Rhode Island	1	0	0
Rice	1	1	0
Richmond	1	0	0
Rider	1	1	0
Sacramento State	0	2	0
Saint Bonaventure	1	0	0
Saint Francis (Ill.)	1	9	0
Saint Francis (New York)	1	0	0
Saint Joseph's (Ind.)	1	1	0
Saint Louis	2	4	0
Saint Mary's (Cal.)	1	7	0
Saint Norbert	3	0	0
Saint Xavier	0	1	0
Sacramento State	0	4	0
Samford	5	1	0
San Diego	0	2	0
San Diego State	0	1	0
San Francisco	1	0	0
San Jose State	0	2	0
Santa Clara	1	0	0
Seton Hall	0	1	0
Shorter	0	2	0
Southeast Missouri State	1	2	0
SIU Edwardsville	2	0	0
Southern Illinois	1	5	0
Southern Tech	0	4	0
Stony Brook	2	0	0
Tennessee	1	2	0
Tennessee Tech	2	1	0
Texas	0	3	0
Texas Tech	1	4	0
UAB	3	2	0
UALR	2	2	0
UC Davis	0	1	0
UC Santa Barbara	0	1	0
UIC	65	94	0
UT Arlington	1	2	0
Valparaiso	38	32	0
Vanderbilt	0	1	0
Vermont	0	1	0
Villanova	1	0	0
Viterbo	3	1	0
Wake Forest	1	1	0
West Georgia State	0	1	0
Western Illinois	4	2	0
Western Kentucky	3	5	0
Western Michigan	0	3	0
Wisconsin	0	1	0
Wisconsin-La Crosse	4	0	0
Wisconsin Lutheran	13	1	0
Wisconsin-Oshkosh	0	2	0
Wisconsin-Parkside	12	12	1
Wisconsin-Superior	1	0	0
Wisconsin-Whitewater	2	0	0
Wright State	66	81	0
Xavier	2	2	0
Youngstown State	70	46	0

SERIES HISTORY VS. OPPONENTS

Akron 4-3

3/21/00	(n)	Akron	8-3
2/26/05	(n)	Akron	5-3
3/18/06	(n)	MKE	20-12
3/19/06	(n)	MKE	15-9
2/28/09	(n)	MKE	9-7
3/8/14	(n)	MKE	10-4
3/9/14	(n)	Akron	13-5

Alabama A&M 3-0

2/18/22	(a)	MKE	16-9
2/19/22	(a)	MKE	8-7
2/20/22	(a)	MKE	12-2

Alabama-Huntsville 1-0

3/23/00	(a)	MKE	9-7

Arizona 1-6

3/1/19	(a)	Arizona	14-6
3/2/19	(a)	MKE	10-4
3/3/19	(a)	Arizona	12-11
2/24/22	(a)	#11 Arizona	14-3
2/25/22	(a)	#11 Arizona	9-1
2/26/22	(a)	#11 Arizona	9-1
2/27/22	(a)	#11 Arizona	8-6

Arizona State 0-5

2/20/09	(a)	#6 ASU	15-3
2/21/09	(a)	#6 ASU	13-5
2/21/09	(a)	#6 ASU	14-1
2/22/09	(a)	#6 ASU	11-0
6/4/10*	(a)	#1 ASU	6-2

Arkansas 0-9

2/18/07	(a)	#6 Arkansas	8-3
2/18/07	(a)	#6 Arkansas	28-8
2/19/07	(a)	#6 Arkansas	8-1
3/12/10	(a)	#14 Arkansas	14-6
3/13/10	(a)	#14 Arkansas	7-0
3/14/10	(a)	#14 Arkansas	3-2
3/4/11	(a)	#16 Arkansas	15-6
3/5/11	(a)	#16 Arkansas	13-9
3/6/11	(a)	#16 Arkansas	7-3

Arkansas State 2-9

3/4/05	(a)	MKE	7-3
3/5/05	(a)	Arkansas State	6-3
3/6/05	(a)	Arkansas State	3-2
2/26/10	(a)	Arkansas State	6-5
2/27/10	(a)	Arkansas State	4-3
2/27/10	(a)	Arkansas State	11-4
2/28/10	(a)	Arkansas State	8-3
3/4/16	(a)	Arkansas State	13-3
3/5/16	(a)	Arkansas State	7-4
3/5/16	(a)	Arkansas State	8-1
3/6/16	(a)	MKE	9-2

Austin Peay 4-17

3/17/95	(a)	MKE	6-4
3/18/95	(a)	Austin Peay	4-2
3/18/95	(a)	Austin Peay	5-4
3/14/96	(a)	Austin Peay	18-6
2/21/03	(a)	Austin Peay	5-1
2/21/03	(a)	Austin Peay	4-2
2/25/05	(n)	Austin Peay	9-1
3/9/07	(a)	Austin Peay	3-1
3/10/07	(a)	Austin Peay	5-4
3/11/07	(a)	Austin Peay	14-0
3/14/08	(a)	MKE	12-7
3/15/08	(a)	MKE	10-5
3/16/08	(a)	Austin Peay	6-4
3/13/09	(a)	Austin Peay	10-8
3/14/09	(a)	Austin Peay	7-4
3/14/09	(a)	MKE	3-2
3/15/09	(a)	Austin Peay	5-1
3/5/10	(a)	Austin Peay	9-1
3/8/13	(a)	Austin Peay	4-3
3/8/14	(a)	Austin Peay	5-4
3/9/14	(a)	Austin Peay	12-7

Bakersfield (CA) 0-3

2/14/14	(a)	Bakersfield	8-4
2/15/14	(a)	Bakersfield	8-3
2/16/14	(a)	Bakersfield	9-3

Ball State 0-3

2/21/14	(n)	Ball State	3-1
2/26/16	(n)	Ball State	11-5
2/27/16	(n)	Ball State	9-3

Belmont 0-1-1

3/12/98	(a)	Tie	13-13
3/18/99	(a)	Belmont	11-9

Bethune-Cookman 2-2

2/26/16	(n)	MKE	11-0
2/23/18	(a)	Bethune-Cookman	17-4
2/24/18	(a)	Bethune-Cookman	6-0
2/25/18	(a)	MKE	15-4

Bowling Green 1-0

3/11/95	(n)	MKE	6-5

Bradley 13-6

4/6/93	(a)	Bradley	5-3
4/6/93	(a)	Bradley	4-3
3/24/99	(a)	MKE	12-10
3/24/99	(a)	MKE	8-2
4/24/02	(h)	MKE	5-4
4/24/02	(h)	MKE	20-7
4/2/03	(a)	Bradley	5-3
4/2/03	(a)	MKE	16-10
4/20/04	(h)	Bradley	16-6
5/10/06	(a)	MKE	6-1
5/10/06	(a)	MKE	5-4
4/15/08	(h)	MKE	4-3
4/15/08	(h)	MKE	4-2
4/21/10	(a)	MKE	12-6
4/21/10	(a)	MKE	20-2
4/29/15	(h)	MKE	6-5
4/7/17	(a)	Bradley	3-2
4/8/17	(a)	Bradley	11-5
4/9/17	(a)	MKE	13-4

Bucknell 1-0

3/19/04	(n)	MKE	7-6

Butler 61-29-1

3/21/93	(a)	MKE	3-2
3/21/93	(a)	Butler	6-1
3/22/93	(a)	Butler	2-1
3/22/93	(a)	Butler	8-5
4/29/95	(a)	Butler	6-3
4/29/95	(a)	MKE	15-5
3/24/96	(a)	Butler	6-4
3/24/96	(a)	MKE	10-4
3/25/96	(a)	Butler	5-4
5/11/96	(n)	MKE	9-5
4/19/97	(h)	MKE	2-1
4/19/97	(h)	MKE	3-2
4/20/97	(h)	MKE	2-1
4/20/97	(h)	MKE	6-4
4/17/98	(a)	MKE	1-0
4/18/98	(a)	MKE	11-9
4/18/98	(a)	MKE	3-0
4/19/98	(a)	Butler	11-5
5/9/98	(a)	Butler	5-4
5/10/98	(a)	Butler	6-2
4/17/99	(h)	MKE	7-4
4/17/99	(h)	MKE	11-7
4/18/99	(h)	MKE	8-7
4/18/99	(h)	Butler	7-4
5/17/99	(n)	MKE	10-2
4/9/00	(a)	MKE	9-2
4/9/00	(a)	MKE	11-5
5/19/00	(a)	Butler	12-6
5/11/01	(h)	MKE	17-3
5/12/01	(h)	MKE	7-0
5/12/01	(h)	MKE	3-2
5/13/01	(h)	Butler	4-1
4/19/02	(a)	Butler	5-2
4/20/02	(a)	Butler	4-1
4/20/02	(a)	MKE	2-1
4/21/02	(a)	MKE	4-1
5/24/02	(n)	MKE	8-5
4/18/03	(h)	MKE	3-2
4/19/03	(h)	Butler	14-10
4/20/03	(h)	MKE	2-1
4/20/03	(h)	MKE	7-3
4/9/04	(a)	Butler	12-5
4/10/04	(a)	Butler	2-0
4/10/04	(a)	MKE	6-5
4/11/04	(a)	MKE	6-2
5/27/04	(n)	Butler	15-12
4/8/05	(h)	MKE	7-6
4/9/05	(h)	Butler	7-1
4/9/05	(h)	MKE	2-1
4/10/05	(h)	MKE	10-6
5/25/05	(n)	MKE	7-5
4/8/06	(h)	MKE	3-2
4/8/06	(h)	MKE	3-1
4/9/06	(h)	MKE	4-2
5/19/06	(a)	MKE	12-5
5/20/06	(a)	MKE	8-3
5/20/06	(a)	MKE	9-5
4/7/07	(h)	Butler	5-2
4/7/07	(h)	MKE	1-0
5/18/07	(a)	Butler	8-7
5/18/07	(a)	Butler	11-4
5/19/07	(a)	MKE	2-1
5/19/07	(a)	MKE	6-2
3/28/08	(a)	MKE	20-10
3/29/08	(a)	Butler	22-10
3/29/08	(a)	MKE	12-4
5/10/08	(h)	MKE	12-1
5/10/08	(h)	MKE	9-5
5/9/09	(a)	MKE	3-2
5/9/09	(a)	Butler	7-6
5/14/09	(h)	MKE	6-5
5/14/09	(h)	MKE	7-6
5/15/09	(h)	MKE	6-0
4/17/10	(a)	Butler	11-2
4/17/10	(a)	MKE	14-4
4/18/10	(a)	Butler	20-12
5/14/10	(h)	MKE	5-4
5/14/10	(h)	MKE	6-5
4/1/11	(h)	MKE	4-0
4/2/11	(h)	Butler	4-1
4/2/11	(h)	MKE	6-5
5/15/11	(a)	Butler	2-1
5/15/11	(a)	Tie	11-11
5/27/11	(n)	MKE	5-0
4/5/12	(h)	MKE	14-2
4/6/12	(h)	Butler	3-2
4/7/12	(h)	MKE	16-4
5/11/12	(a)	MKE	7-3
5/12/12	(a)	MKE	14-5
5/13/12	(a)	MKE	13-5
5/24/12	(n)	MKE	19-2

BYU 1-5

3/7/19	(a)	BYU	11-8
3/8/19	(a)	BYU	14-6
3/9/19	(a)	BYU	5-3
3/3/22	(a)	BYU	6-5
3/3/22	(a)	MKE	2-0
3/4/22	(a)	BYU	8-4

Cal Poly 0-1

3/4/12	(n)	#22 Cal Poly	6-2

Canisius 1-1

2/17/18	(n)	MKE	8-3
2/18/18	(n)	Canisius	3-2

Cardinal Stritch 9-0

5/1/93	(h)	MKE	9-7
5/1/93	(h)	MKE	10-3
4/28/95	(h)	MKE	9-3
4/23/97	(h)	MKE	14-4
4/23/09	(h)	MKE	7-3
5/4/10	(h)	MKE	7-6
4/21/11	(h)	MKE	7-5
4/4/12	(h)	MKE	8-6
5/2/13	(h)	MKE	3-1

Carroll 6-0

4/27/06	(h)	MKE	7-5
5/1/07	(h)	MKE	9-1
5/1/07	(h)	MKE	11-4
4/12/11	(h)	MKE	4-1
4/25/13	(h)	MKE	17-3
4/10/23	(h)	MKE	12-3

Carthage 0-1

4/5/91	(h)	Carthage	7-3

Centenary 0-4

3/8/08	(a)	Centenary	8-4
3/8/08	(a)	Centenary	8-7
3/9/08	(a)	Centenary	8-6
3/9/08	(a)	Centenary	2-1

Central Michigan 0-2

3/18/09	(a)	CMU	13-12
3/18/09	(a)	CMU	5-3

Chicago State 50-12

4/27/91	(a)	Chicago State	2-1
4/27/91	(a)	MKE	3-0
4/28/91	(h)	MKE	9-8
4/28/91	(h)	MKE	6-1
4/30/92	(a)	MKE	2-1
4/30/92	(a)	Chicago State	2-1
5/4/92	(a)	MKE	8-2
4/24/93	(a)	MKE	21-3
4/24/93	(a)	MKE	11-3
4/25/93	(a)	Chicago State	3-2
4/16/94	(h)	MKE	7-2
4/16/94	(h)	MKE	1-0
5/4/94	(a)	Chicago State	6-5
5/4/94	(a)	MKE	5-3
4/13/95	(h)	MKE	7-5
5/2/95	(a)	MKE	9-3
5/2/95	(a)	MKE	7-5
4/17/96	(h)	MKE	4-3
4/17/96	(h)	MKE	8-3
4/10/97	(a)	MKE	6-0
5/7/97	(h)	MKE	6-0
4/28/98	(a)	MKE	6-0
4/28/98	(a)	MKE	8-0
4/14/99	(h)	MKE	9-8
4/14/99	(h)	Chicago State	8-7
5/4/99	(a)	Chicago State	12-7
4/19/01	(a)	MKE	27-7
5/9/01	(a)	MKE	18-12
3/15/02	(n)	MKE	10-9
5/15/02	(h)	MKE	6-2
5/15/02	(h)	MKE	9-4
4/22/03	(a)	Chicago State	6-4
4/22/03	(a)	MKE	7-3
4/28/04	(h)	MKE	6-2
5/4/04	(h)	MKE	19-10
5/4/04	(h)	MKE	15-8
4/29/05	(a)	Chicago State	7-5
4/12/06	(a)	MKE	26-12
5/16/06	(h)	Chicago State	5-3
5/16/06	(h)	MKE	17-5
3/27/07	(a)	Chicago State	2-1
3/27/07	(a)	MKE	11-4
5/8/07	(h)	MKE	10-2
5/8/07	(h)	MKE	12-1
4/9/08	(a)	MKE	10-9
4/9/08	(a)	MKE	9-7
5/6/08	(h)	Chicago State	13-7
5/6/08	(h)	MKE	4-3
4/7/09	(h)	MKE	16-2
4/7/09	(h)	MKE	11-0
5/1/13	(h)	MKE	4-3
4/1/14	(a)	MKE	12-8
5/6/14	(h)	MKE	7-5
5/6/14	(h)	Chicago State	9-6
4/15/15	(h)	MKE	15-11
5/6/15	(n)	MKE	4-3
4/13/16	(a)	MKE	12-9
5/3/16	(h)	MKE	6-2
4/11/17	(a)	MKE	15-1
5/10/17	(h)	MKE	17-1
4/10/18	(a)	MKE	12-4
5/9/18	(h)	MKE	3-0

Cleveland State 58-21

5/14/94	(h)	MKE	2-1
5/14/94	(h)	MKE	4-3
5/15/94	(h)	Cleveland State	11-2
3/30/96	(a)	MKE	5-4
3/30/96	(a)	MKE	10-5
3/31/96	(a)	MKE	6-5
3/31/96	(a)	MKE	9-3
3/27/97	(h)	MKE	2-1
3/27/97	(h)	MKE	6-3
3/28/97	(h)	Cleveland State	4-2
3/28/97	(h)	Cleveland State	7-5

*Note: (h) denotes home game / (a) denotes away game / (n) denotes neutral field / *NCAA Regional*

SERIES HISTORY VS. OPPONENTS

5/1/98	(a)	Cleveland State	4-3
5/1/98	(a)	MKE	18-6
5/2/98	(a)	MKE	5-3
5/2/98	(a)	MKE	9-4
5/8/98	(n)	MKE	11-4
4/30/99	(h)	Cleveland State	8-6
5/1/99	(h)	MKE	8-2
5/1/99	(h)	Cleveland State	9-5
5/2/99	(h)	Cleveland State	6-2
5/12/00	(a)	Cleveland State	9-4
5/13/00	(a)	MKE	7-2
5/13/00	(a)	MKE	11-1
5/14/00	(a)	Cleveland State	10-4
5/20/00	(n)	MKE	6-5
4/20/01	(h)	MKE	20-4
4/21/01	(h)	MKE	4-3
4/21/01	(h)	MKE	9-3
4/22/01	(h)	MKE	8-2
5/20/01	(n)	MKE	4-1
4/26/02	(a)	Cleveland State	3-2
4/27/02	(a)	MKE	8-2
4/27/02	(a)	MKE	4-3
4/28/02	(a)	MKE	15-2
5/23/02	(a)	MKE	7-1
4/25/03	(a)	MKE	11-8
4/26/03	(a)	MKE	7-1
4/26/03	(a)	MKE	5-2
4/27/03	(a)	MKE	4-1
4/23/04	(a)	MKE	6-4
4/24/04	(a)	Cleveland State	2-0
4/24/04	(a)	Cleveland State	2-0
4/22/05	(h)	Cleveland State	13-5
4/23/05	(h)	MKE	4-3
4/23/05	(h)	MKE	9-1
4/24/05	(h)	MKE	10-9
4/22/06	(a)	Cleveland State	6-4
4/22/06	(a)	MKE	16-0
4/23/06	(a)	MKE	11-6
5/6/06	(h)	MKE	14-1
5/6/06	(h)	MKE	6-0
5/7/06	(h)	MKE	11-10
5/26/06	(n)	MKE	8-3
4/20/07	(a)	MKE	11-5
4/21/07	(a)	Cleveland State	10-3
4/21/07	(a)	MKE	2-1
5/4/07	(h)	MKE	12-4
5/5/07	(h)	MKE	11-3
5/5/07	(h)	MKE	10-1
4/11/08	(n)	MKE	7-6
4/11/08	(n)	Cleveland State	24-18
4/13/08	(n)	MKE	6-5
4/19/08	(a)	Cleveland State	7-4
4/19/08	(a)	MKE	4-3
5/21/08	(n)	MKE	10-7
5/2/09	(a)	Cleveland State	3-2
5/2/09	(a)	MKE	10-7
5/3/09	(a)	MKE	12-1
5/3/09	(a)	Cleveland State	5-3
5/22/09	(n)	MKE	6-5
4/2/10	(h)	MKE	4-1
4/3/10	(h)	MKE	5-3
4/3/10	(h)	MKE	7-5
4/25/10	(a)	MKE	6-5
4/15/11	(a)	MKE	8-3
4/15/11	(a)	Cleveland State	8-4
4/16/11	(a)	MKE	5-2
4/30/11	(h)	Cleveland State	5-0
4/30/11	(h)	MKE	3-0

Concordia Wisconsin 7-0

4/18/93	(h)	MKE	28-3
4/18/93	(h)	MKE	14-3
4/28/99	(h)	MKE	17-6
4/28/99	(h)	MKE	26-7
4/3/00	(h)	MKE	25-2
4/30/22	(h)	MKE	15-0
3/21/23	(h)	MKE	4-1

Cornell 2-2

3/18/01	(n)	MKE	8-0
3/16/02	(n)	MKE	9-2
3/21/05	(n)	Cornell	8-7
3/22/05	(n)	Cornell	6-5

Creighton 1-14

3/2/97	(a)	Creighton	18-11
3/2/97	(a)	Creighton	4-3
3/3/97	(a)	Creighton	8-6
3/5/99	(a)	Creighton	9-8
3/5/99	(a)	Creighton	5-4
3/3/00	(a)	Creighton	5-1
3/4/00	(a)	Creighton	7-4
3/4/00	(a)	Creighton	18-3
4/13/01	(a)	Creighton	4-3
4/14/01	(a)	MKE	4-0
4/14/01	(a)	Creighton	5-3
4/14/04	(a)	Creighton	8-4
4/20/05	(a)	#28 Creighton	3-2
4/20/05	(a)	#28 Creighton	9-1
3/10/13	(n)	Creighton	14-6

Cumberland (Tenn.) 0-4

3/14/94	(a)	Cumberland	3-2
3/14/94	(a)	Cumberland	7-2
3/11/96	(a)	Cumberland	7-4
3/11/96	(a)	Cumberland	9-8

Dartmouth 1-1

3/21/04	(a)	Dartmouth	4-1
3/23/04	(a)	MKE	5-4

Dayton 2-0

3/7/10	(n)	MKE	6-0
3/11/22	(a)	MKE	6-2

DeKalb 2-6

3/24/91	(a)	DeKalb	3-2
3/24/91	(a)	DeKalb	16-8
3/26/91	(a)	DeKalb	4-1
3/26/91	(a)	DeKalb	6-5
3/16/92	(a)	DeKalb	3-1
3/16/92	(a)	MKE	8-2
3/17/92	(a)	DeKalb	6-5
3/17/92	(a)	MKE	3-0

Detroit 25-14

4/27/96	(h)	Detroit	5-4
4/27/96	(h)	MKE	5-3
4/28/96	(h)	Detroit	9-6
4/28/96	(h)	MKE	10-9
4/5/97	(a)	Detroit	5-3
4/6/97	(a)	Detroit	16-15
4/6/97	(a)	Detroit	13-11
4/7/97	(a)	MKE	9-5
4/4/98	(h)	MKE	11-6
4/4/98	(h)	Detroit	8-5
4/5/98	(h)	Detroit	4-3
4/5/98	(h)	Detroit	2-1
5/10/98	(n)	MKE	6-1
4/10/99	(a)	Detroit	1-0
4/10/99	(a)	MKE	8-1
5/15/99	(n)	MKE	12-3
5/5/00	(h)	MKE	5-3
5/6/00	(h)	MKE	10-3
5/6/00	(h)	MKE	4-1
5/7/00	(h)	MKE	7-3
5/18/00	(n)	MKE	10-9
4/7/01	(a)	MKE	6-4
4/7/01	(a)	MKE	12-2
4/8/01	(a)	MKE	14-11
4/8/01	(a)	MKE	13-1
5/17/01	(n)	MKE	16-0
5/3/02	(h)	MKE	7-4
5/4/02	(h)	MKE	13-3
5/4/02	(h)	MKE	1-0
5/5/02	(h)	MKE	5-3
5/3/03	(a)	Detroit	3-2
5/3/03	(a)	MKE	11-5
5/4/03	(a)	Detroit	6-2
5/4/03	(a)	Detroit	4-1
5/1/04	(h)	MKE	7-3
5/2/04	(h)	Detroit	15-14
5/2/04	(h)	Detroit	4-3
5/3/04	(h)	MKE	2-1

East Carolina 0-3

2/17/12	(a)	#22 ECU	4-0
2/18/12	(a)	#22 ECU	16-1
2/18/12	(a)	#22 ECU	6-3

Eastern Illinois 5-9

3/26/94	(h)	EIU	3-0
3/26/94	(h)	EIU	2-1
4/5/95	(a)	MKE	7-5
3/8/97	(a)	EIU	13-1
3/8/97	(a)	EIU	12-2
4/22/98	(h)	EIU	3-0
4/22/98	(h)	MKE	6-5
5/3/00	(a)	EIU	3-0
5/3/00	(a)	MKE	12-8
5/8/01	(h)	MKE	14-4
5/8/01	(h)	MKE	5-1
2/25/06	(n)	EIU	3-2
3/7/09	(n)	EIU	4-3
3/8/09	(n)	EIU	16-4

Eastern Kentucky 0-3

3/12/95	(a)	EKU	2-1
3/12/95	(a)	EKU	20-0
3/12/00	(a)	EKU	4-3

Eastern Michigan 3-0

2/26/27	(n)	MKE	3-0
2/26/27	(n)	MKE	4-2
2/27/17	(n)	MKE	15-4

Edgewood 5-0

5/6/92	(a)	MKE	9-1
5/6/92	(a)	MKE	7-2
3/26/14	(n)	MKE	4-1
4/28/15	(h)	MKE	23-2
4/20/16	(h)	MKE	7-5

Evansville 4-8

3/24/93	(a)	Evansville	8-5
3/10/01	(a)	Evansville	7-6
3/10/01	(a)	Evansville	7-5
3/11/01	(a)	MKE	9-8
2/24/06	(a)	Evansville	6-5
3/3/13	(a)	Evansville	13-1
3/4/13	(a)	MKE	5-4
3/4/13	(a)	Evansville	7-3
3/3/17	(a)	MKE	7-2
3/4/17	(a)	Evansville	2-0
3/4/17	(a)	Evansville	6-4
3/5/17	(a)	MKE	8-2

Purdue Fort Wayne 5-3

4/6/05	(a)	MKE	26-21
4/6/05	(a)	MKE	10-8
5/18/05	(h)	IPFW	6-4
5/18/05	(h)	MKE	5-4
3/25/11	(a)	MKE	4-3
3/26/11	(a)	IPFW	5-4
3/27/11	(a)	MKE	5-0
3/27/11	(a)	IPFW	3-0

Georgia State 1-0

3/21/92	(a)	MKE	7-2

Gonzaga 0-1

3/4/18	(n)	Gonzaga	4-1

Grand Canyon 2-2

2/27/15	(a)	Grand Canyon	2-1
2/27/15	(a)	Grand Canyon	10-9
2/28/15	(a)	MKE	11-1
2/28/15	(a)	MKE	3-2

Hartford 2-0

3/21/01	(n)	MKE	12-6
3/22/01	(n)	MKE	11-7

Harvard 1-0

3/22/03	(n)	MKE	6-3

Hawaii 0-4

3/16/07	(a)	Hawaii	9-2
3/17/07	(a)	Hawaii	10-3
3/17/07	(a)	Hawaii	5-3
3/18/07	(a)	Hawaii	9-2

Illinois 2-4

3/24/02	(a)	Illinois	2-1
3/24/05	(n)	MKE	4-1
2/17/17	(n)	Illinois	10-2
2/18/17	(n)	MKE	4-2
3/14/18	(a)	#24 Illinois	9-6
2/14/20	(n)	Illinois	3-2

Illinois State 11-10

4/25/91	(a)	Illinois State	6-5
3/23/94	(a)	Illinois State	4-2
3/23/94	(a)	Illinois State	7-3
4/2/05	(a)	MKE	8-6
4/2/05	(a)	Illinois State	6-3
4/3/05	(a)	MKE	10-6
2/26/11	(n)	Illinois State	13-3
2/27/11	(n)	Illinois State	13-8
3/18/16	(a)	MKE	8-5
3/19/16	(a)	MKE	4-3
3/20/16	(a)	MKE	4-1
5/11/16	(h)	MKE	4-3
5/2/17	(a)	Illinois State	8-7
5/1/18	(h)	Illinois State	5-3
3/26/19	(a)	MKE	6-3
4/16/21	(h)	MKE	2-1
4/17/21	(h)	MKE	6-4
4/17/21	(h)	MKE	2-1
4/18/21	(h)	Illinois State	10-2
4/19/22	(h)	Illinois State	4-2 (11)
4/18/23	(a)	MKE	4-2

Indiana 0-6

3/2/91	(a)	Indiana	8-0
3/3/91	(a)	Indiana	5-4
2/29/92	(a)	Indiana	18-0
3/1/92	(a)	Indiana	19-1
3/1/92	(a)	Indiana	25-5
3/20/04	(a)	Indiana	11-10

Indiana State 5-1

4/20/99	(h)	MKE	9-4
3/27/04	(a)	MKE	5-4
3/27/04	(a)	MKE	7-4
3/28/04	(a)	MKE	10-9
4/4/06	(a)	Indiana State	14-7
4/4/06	(a)	MKE	15-9

Indiana Tech 2-0

3/16/95	(n)	MKE	5-4
3/13/96	(n)	MKE	5-3

Iowa 10-13

5/5/95	(a)	Iowa	10-4
5/5/95	(a)	Iowa	6-4
5/5/96	(a)	MKE	8-5
5/5/96	(a)	MKE	2-0
4/23/97	(a)	MKE	1-0
4/23/97	(a)	MKE	2-1
5/7/02	(a)	MKE	8-6
5/7/02	(a)	MKE	7-3
5/4/05	(a)	Iowa	5-1
5/4/05	(a)	Iowa	8-2
4/22/08	(a)	MKE	13-5
5/5/09	(a)	Iowa	11-4
4/13/10	(a)	Iowa	9-3
5/4/11	(a)	MKE	4-3
5/1/12	(a)	Iowa	10-9
4/30/13	(a)	MKE	10-3
4/8/15	(a)	MKE (Iowa #15)	4-3
4/6/16	(a)	Iowa	9-1
4/25/17	(a)	Iowa	4-3
4/25/18	(a)	Iowa	12-4
4/23/19	(a)	Iowa	5-4
4/12/22	(h)	Iowa	16-2
4/12/23	(a)	Iowa	12-1

Iowa State 0-2

3/20/97	(a)	Iowa State	4-3
3/20/97	(a)	Iowa State	1-0

Jackson State 2-1

2/23/19	(a)	Jackson State	7-5
2/24/19	(a)	MKE	3-1
2/24/19	(a)	MKE	2-0

Jacksonville 1-1

2/22/08	(a)	Jacksonville	20-8
3/1/09	(a)	MKE	10-9

Jacksonville State 2-2

3/15/99	(a)	Jacksonville State	7-5
3/16/99	(a)	Jacksonville State	6-5

*Note: (h) denotes home game / (a) denotes away game / (n) denotes neutral field / *NCAA Regional*

SERIES HISTORY VS. OPPONENTS

3/20/99	(a)	MKE	13-3
3/20/99	(a)	MKE	13-5

Kansas 1-6

2/22/02	(a)	Kansas	4-1
2/23/02	(a)	Kansas	8-7
2/23/02	(a)	Kansas	13-1
3/5/04	(a)	Kansas	22-6
3/6/04	(a)	MKE	9-7
3/7/04	(a)	Kansas	8-7
2/22/14	(n)	Kansas	9-8

Kansas State 1-7

3/4/97	(a)	K-State	5-4
3/4/97	(a)	K-State	10-3
3/18/02	(n)	K-State	8-7
3/19/10	(a)	#25 K-State	4-0
3/19/10	(a)	#25 K-State	2-1
3/11/16	(a)	MKE	14-1
3/12/16	(a)	K-State	3-1
3/13/16	(a)	K-State	7-0

Kennesaw State 0-1

3/28/91	(a)	Kennesaw State	9-1

Kent State 0-1

2/28/16	(n)	Kent State	7-6

Kentucky 0-6

3/2/07	(a)	#21 Kentucky	16-3
3/3/07	(a)	#21 Kentucky	7-3
3/4/07	(a)	#21 Kentucky	18-3
2/26/21	(a)	Kentucky	10-0
2/27/21	(a)	Kentucky	9-3
2/27/21	(a)	Kentucky	4-2

Lakeland 4-0

4/23/01	(h)	MKE	8-2
4/23/01	(h)	MKE	8-2
5/2/18	(h)	MKE	10-1
4/2/19	(h)	MKE	16-2

Lamar 0-2

2/18/17	(a)	Lamar	6-0
2/19/17	(a)	Lamar	2-1

Lewis 0-6

4/16/91	(h)	Lewis	4-3
4/16/91	(h)	Lewis	4-1
5/2/91	(a)	Lewis	10-0
5/2/91	(a)	Lewis	15-14
5/1/92	(a)	Lewis	11-5
5/8/92	(h)	Lewis	14-13

Loras 0-1

3/23/91	(n)	Loras	9-2

Louisville 0-2

3/6/09	(a)	#25 Louisville	19-6
3/7/09	(a)	#25 Louisville	8-7

Madison College 1-0

4/4/91	(h)	MKE	10-6

Maine 3-1

2/13/15	(n)	MKE	10-0
2/14/15	(n)	MKE	12-3
2/14/15	(n)	MKE	11-7
2/15/15	(n)	Maine	6-4

Marshall 1-0

2/15/19	(n)	MKE	5-3

Massachusetts 0-1

3/19/04	(n)	UMass	11-5

McNeese State 0-1

2/11/00	(a)	McNeese State	10-4

Miami (FL) 0-4

3/20/02	(a)	Miami	10-3
2/22/13	(a)	#20 Miami	6-1
2/23/13	(a)	#20 Miami	6-1
2/24/13	(a)	#20 Miami	7-6

Miami (OH) 1-4

3/26/00	(a)	Miami	8-2
3/26/00	(a)	MKE	7-1
3/7/20	(a)	Miami	2-1 (10)
3/7/20	(a)	Miami	5-2
3/8/20	(a)	Miami	16-7

Michigan 1-0

2/27/09	(n)	MKE (Mich. #25)	19-11

Middle Tennessee State 1-8

3/19/94	(a)	Middle Tenn.	7-2
3/19/94	(a)	Middle Tenn.	10-3
3/9/96	(a)	Middle Tenn.	5-0
3/10/96	(a)	Middle Tenn.	10-2
3/10/96	(a)	Middle Tenn.	9-6
3/19/99	(a)	Middle Tenn.	13-12
3/24/00	(a)	Middle Tenn.	4-3
3/24/00	(a)	Middle Tenn.	4-3
3/25/00	(a)	MKE	5-3

Milwaukee Brewers (Exh.)

3/4/15		Brewers	8-0
3/2/16		Brewers	11-2
2/24/17		Brewers	11-0

Minnesota 7-11

4/27/95	(a)	Minnesota	15-3
4/16/96	(a)	Minnesota	5-2
4/16/96	(a)	Minnesota	10-2
3/26/97	(a)	Minnesota	11-7
3/26/97	(a)	Minnesota	8-3
3/24/98	(a)	Minnesota	16-13
3/25/98	(a)	MKE	13-11
4/14/09	(a)	#23 Minnesota	12-2
3/3/10	(a)	MKE	13-6
2/24/12	(a)	Minnesota	1-0
2/25/12	(a)	Minnesota	5-3
2/25/12	(a)	MKE	3-1
2/26/12	(a)	MKE	6-1
5/8/13	(a)	MKE	2-1
3/8/17	(a)	Minnesota	5-4
3/7/18	(a)	Minnesota	5-4
5/1/19	(a)	MKE	5-4
3/1/23	(a)	MKE	3-0

Minnesota-Duluth 1-0

5/9/00	(h)	MKE	6-5

Missouri 4-4

3/3/06	(a)	#20 Missouri	14-3
3/4/06	(a)	#20 Missouri	9-5
3/5/06	(a)	MKE (Mizz. #20)	7-2
3/18/14	(a)	Missouri	7-5
3/19/14	(a)	Missouri	4-3
3/6/15	(a)	MKE	7-4
3/7/15	(a)	MKE	5-1
3/8/15	(a)	MKE	3-1

Missouri State 0-1

6/1/02*	(n)	Missouri State	6-1

Morehead State 2-3

3/12/94	(a)	Morehead	5-2
3/12/94	(a)	Morehead	4-3
3/14/95	(a)	MKE	14-1
3/15/95	(a)	MKE	8-1
2/12/95	(a)	Morehead	13-10

MSOE 9-0

5/9/07	(h)	MKE	17-7
4/16/14	(h)	MKE	13-1
5/5/15	(h)	MKE	7-3
4/26/16	(h)	MKE	15-6
4/26/18	(h)	MKE	5-2
3/20/19	(n)	MKE	12-5
4/20/22	(a)	MKE	12-4
4/27/22	(h)	MKE	5-2
4/26/23	(h)	MKE	6-0

Murray State 3-3

3/16/94	(a)	MKE	6-4
3/16/94	(a)	MKE	4-1
3/12/99	(a)	Murray State	9-7
3/10/23	(a)	Murray State	3-2
3/10/23	(a)	MKE	3-2
3/11/23	(a)	Murray State	8-3

Nebraska 1-17

2/21/98	(a)	Nebraska	7-2
2/21/98	(a)	Nebraska	9-2
2/22/98	(a)	Nebraska	6-2
2/27/99	(a)	Nebraska	8-7
2/28/99	(a)	Nebraska	13-4
2/28/99	(a)	Nebraska	10-5
4/24/00	(a)	#15 Nebraska	11-0
4/24/00	(a)	#15 Nebraska	8-5
4/25/00	(a)	MKE (Neb. #15)	9-7
3/28/01	(a)	#8 Nebraska	16-2
3/28/01	(a)	#8 Nebraska	16-10
4/2/02	(a)	#13 Nebraska	10-1
4/3/02	(a)	#13 Nebraska	16-1
5/31/02*	(a)	#13 Nebraska	7-2
3/7/03	(a)	#12 Nebraska	8-0
3/7/03	(a)	#12 Nebraska	9-6
3/30/04	(a)	#20 Nebraska	10-0
3/31/04	(a)	#20 Nebraska	9-0

New Mexico State 2-2

2/15/13	(a)	New Mexico State	4-3
2/15/13	(a)	MKE	11-0
2/16/13	(a)	MKE	13-8
2/16/13	(a)	New Mexio State	16-8

New Orleans 0-1

2/12/00	(n)	New Orleans	17-3

North Alabama 2-1

2/18/23	(a)	MKE	5-0
2/18/23	(a)	MKE	6-4
2/19/23	(a)	No. Alabama	14-6

North Carolina-Wilmington 0-1

2/23/08	(n)	UNCW	6-3

Northeastern 1-0

3/18/01	(n)	MKE	11-4

Northeastern Illinois 11-15

4/11/91	(a)	NEI	7-2
4/11/91	(a)	NEI	4-8
4/30/91	(h)	NEI	3-2
4/30/91	(h)	NEI	3-2
4/20/92	(h)	NEI	15-3
4/20/92	(h)	MKE	7-6
5/3/92	(a)	NEI	1-0
5/3/92	(a)	NEI	7-2
5/9/93	(h)	NEI	11-4
5/9/93	(h)	NEI	3-2
4/16/94	(a)	MKE	13-7
4/16/94	(a)	NEI	11-5
4/17/94	(h)	MKE	6-5
4/17/94	(h)	NEI	11-5
5/6/95	(h)	NEI	3-2
5/6/95	(h)	MKE	3-2
4/9/96	(a)	NEI	6-4
4/9/96	(a)	NEI	7-2
4/25/96	(h)	NEI	21-9
4/25/96	(h)	MKE	8-3
4/9/97	(a)	MKE	3-2
4/9/97	(a)	MKE	12-9
4/24/97	(a)	MKE	8-0
4/24/97	(h)	MKE	17-1
4/30/98	(h)	MKE	9-1
4/30/98	(h)	MKE	13-4

Northern Illinois 34-29

4/9/92	(a)	MKE	8-6
4/9/92	(a)	MKE	6-5
4/17/92	(h)	NIU	4-1
4/17/92	(h)	NIU	5-4
4/13/93	(a)	MKE	9-3
4/13/93	(a)	NIU	9-3
4/5/94	(a)	MKE	7-6
4/21/94	(h)	MKE	8-5
4/21/94	(h)	NIU	11-0
4/22/95	(h)	NIU	6-4
4/22/95	(h)	NIU	12-4
4/23/95	(a)	NIU	13-9
4/23/95	(a)	MKE	8-5
4/20/96	(a)	MKE	10-5
4/20/96	(a)	MKE	15-10
4/21/96	(a)	NIU	3-0
4/21/96	(a)	MKE	9-0
5/12/96	(n)	NIU	4-1
4/26/97	(h)	NIU	11-10
4/26/97	(h)	MKE	7-2
4/27/97	(h)	MKE	6-5
4/27/97	(h)	NIU	11-5
4/1/99	(a)	MKE	15-3
4/1/99	(a)	MKE	3-0
4/3/01	(a)	NIU	9-8
4/16/02	(a)	MKE	6-3
4/6/04	(a)	MKE	2-1
4/6/04	(a)	NIU	14-10
2/26/06	(n)	MKE	9-8
5/2/06	(h)	NIU	8-7
5/2/07	(h)	NIU	10-9
5/2/07	(h)	MKE	11-1
4/2/08	(a)	NIU	3-2
4/29/08	(h)	NIU	5-3
4/4/09	(a)	NIU	5-3
4/28/09	(h)	MKE	5-2
4/28/09	(h)	MKE	6-4
5/12/09	(n)	MKE	7-6
3/24/10	(a)	NIU	7-5
5/12/10	(h)	NIU	5-3
5/18/10	(a)	NIU	21-6
5/17/11	(h)	NIU	7-11
5/17/11	(h)	MKE	13-6
3/27/12	(a)	NIU	5-4
4/24/12	(a)	MKE	13-2
5/15/12	(h)	NIU	10-4
4/3/13	(a)	NIU	10-6
5/14/13	(h)	MKE	10-2
5/14/13	(h)	MKE	2-1
4/9/14	(a)	MKE	3-2
4/23/14	(a)	NIU	3-2
3/31/15	(a)	MKE	13-11
5/12/15	(h)	MKE	11-2
4/19/16	(a)	MKE	7-6
5/17/16	(h)	NIU	7-3
4/4/17	(a)	MKE	2-0
5/16/17	(h)	MKE	3-0
5/15/18	(h)	MKE	13-2
5/15/18	(h)	MKE	3-2
4/3/19	(a)	MKE	4-2
5/14/19	(h)	MKE	5-3
5/3/23	(h)	NIU	3-2
5/16/23	(a)	NIU	12-1

Northern Iowa 6-12

4/6/91	(a)	UNI	7-0
4/6/91	(a)	MKE	14-9
4/7/91	(a)	UNI	6-5
4/7/91	(a)	UNI	5-1
3/24/92	(a)	MKE	22-17
3/25/92	(a)	UNI	7-6
3/25/92	(a)	UNI	6-3
4/22/92	(h)	UNI	10-4
4/22/92	(h)	UNI	5-2
3/30/94	(a)	UNI	3-2
3/30/94	(a)	MKE	3-2
5/3/94	(h)	MKE	5-4
5/3/94	(h)	MKE	7-6
4/25/95	(h)	UNI	10-5
4/25/95	(h)	UNI	4-3
3/27/02	(a)	UNI	10-9
3/28/06	(a)	MKE	4-2
5/7/08	(a)	UNI	9-6

Northern Kentucky 26-18

4/29/16	(h)	MKE	6-0
4/30/16	(h)	MKE	8-0
5/1/16	(h)	NKU	3-0
5/13/16	(a)	MKE	7-3
5/13/16	(a)	MKE	5-4
3/18/17	(a)	NKU	13-9
3/19/17	(a)	NKU	7-4
3/19/17	(a)	NKU	6-5
5/7/17	(h)	MKE	15-0
5/7/17	(h)	MKE	8-1
5/24/17	(n)	NKU	11-5
4/6/18	(a)	MKE	8-4
4/6/18	(a)	NKU	8-2
4/8/18	(a)	MKE	14-4
5/4/18	(h)	MKE	9-3

*Note: (h) denotes home game / (a) denotes away game / (n) denotes neutral field / *NCAA Regional*

SERIES HISTORY VS. OPPONENTS

5/5/18	(h)	MKE	10-9
5/6/18	(h)	NKU	7-1
5/23/18	(n)	MKE	13-1
3/22/19	(a)	MKE	15-12
3/23/19	(a)	MKE	5-3
3/24/19	(a)	MKE	6-2
4/26/19	(h)	MKE	9-8
4/26/19	(h)	MKE	15-2
4/27/19	(h)	MKE	4-2
5/23/19	(n)	MKE	9-1
3/19/21	(a)	NKU	5-3
3/20/21	(a)	NKU	4-1
3/20/21	(a)	NKU	11-1
3/21/21	(a)	MKE	19-2
5/14/21	(h)	NKU	9-4
5/15/21	(h)	NKU	5-1
5/16/21	(h)	MKE	5-4
5/16/21	(h)	MKE	12-7
4/1/22	(h)	MKE	5-3
4/3/22	(h)	NKU	9-4
4/3/22	(h)	NKU	4-2
5/6/22	(a)	MKE	6-5
3/17/23	(a)	NKU	12-3
3/17/23	(a)	NKU	7-0
3/19/23	(a)	NKU	8-2
4/21/23	(h)	MKE	5-4
4/22/23	(h)	MKE	8-7
4/23/23	(h)	NKU	3-2
5/25/23	(n)	MKE	10-8 (10)

Northwestern 12-20

4/14/94	(a)	Northwestern	8-1
4/19/95	(a)	Northwestern	3-1
4/19/95	(a)	Northwestern	5-4
4/24/96	(a)	Northwestern	6-5
5/7/96	(a)	Northwestern	10-9
4/1/97	(a)	Northwestern	1-0
4/29/97	(a)	Northwestern	14-7
4/7/98	(a)	MKE	6-4
4/13/99	(a)	Northwestern	9-5
4/12/00	(a)	Northwestern	12-7
5/1/01	(a)	MKE	13-5
4/30/02	(a)	MKE	6-5
4/27/04	(a)	Northwestern	15-4
4/26/05	(a)	Northwestern	18-6
4/25/06	(a)	MKE	5-4
4/24/07	(a)	Northwestern	10-7
4/30/08	(a)	MKE	6-5
4/29/09	(a)	MKE	7-2
3/28/10	(h)	MKE	9-0
3/28/10	(h)	Northwestern	4-1
4/5/11	(a)	MKE	10-4
4/17/12	(a)	Northwestern	4-3
5/9/12	(h)	MKE	6-4
4/24/13	(h)	MKE	5-0
4/21/15	(a)	Northwestern	9-5
4/18/17	(a)	Northwestern	6-4
4/17/18	(a)	MKE	6-4
4/9/19	(n)	Northwestern	6-1
4/26/22	(a)	Northwestern	8-0
5/10/22	(h)	Northwestern	21-8
4/25/23	(a)	Northwestern	10-0
5/9/23	(h)	MKE	3-2

Notre Dame 3-10

4/15/94	(a)	Notre Dame	12-3
4/15/94	(a)	Notre Dame	14-8
4/7/95	(a)	MKE	10-6
4/8/95	(a)	Notre Dame	7-6
4/8/95	(a)	Notre Dame	10-1
4/8/96	(a)	Notre Dame	8-6
4/3/97	(a)	Notre Dame	12-7
4/3/97	(a)	MKE	2-1
4/13/98	(a)	Notre Dame	4-1
3/30/99	(a)	Notre Dame	7-6
3/29/00	(a)	MKE (ND #21)	14-3
5/25/01*	(a)	#8 Notre Dame	12-4
3/26/08	(a)	Notre Dame	14-3

Oakland 30-24

4/5/14	(h)	MKE	4-3
4/5/14	(h)	MKE	4-3
4/6/14	(h)	MKE	8-2
5/10/14	(a)	Oakland	8-1
5/10/14	(a)	Oakland	9-6
5/11/14	(a)	MKE	14-6
5/21/14	(n)	MKE	4-2
3/28/15	(a)	Oakland	10-9
3/28/15	(a)	MKE	13-4
5/14/15	(h)	MKE	5-0
5/15/15	(h)	MKE	5-0
5/16/15	(h)	MKE	7-4
5/20/15	(n)	MKE	15-11
5/6/16	(h)	MKE	8-0
5/6/16	(h)	Oakland	9-5
5/19/16	(a)	MKE	7-3
5/20/16	(a)	MKE	8-4
5/21/16	(a)	Oakland	6-5
4/23/17	(a)	Oakland	9-6
4/23/17	(a)	Oakland	12-6
4/28/17	(h)	MKE	4-3
4/29/17	(h)	MKE	5-4
4/30/17	(h)	MKE	10-3
3/30/18	(a)	Oakland	6-3
3/30/18	(a)	MKE	16-6
3/31/18	(a)	Oakland	12-7
5/17/18	(h)	Oakland	4-2
5/18/18	(h)	MKE	15-9
5/19/18	(h)	MKE	12-5
4/6/19	(a)	MKE	15-1
4/6/19	(a)	Oakland	12-5
4/7/19	(a)	Oakland	3-1
5/10/19	(h)	MKE	7-5
5/11/19	(h)	MKE	13-1
5/12/19	(h)	Oakland	6-5
4/2/21	(a)	MKE	15-2
4/2/21	(a)	MKE	8-5
4/3/21	(a)	Oakland	8-5
4/3/21	(a)	MKE	14-13
4/30/21	(h)	Oakland	8-2
5/1/21	(h)	Oakland	5-2
5/1/21	(h)	MKE	21-3
5/2/21	(h)	Oakland	8-6
4/29/22	(a)	MKE	8-6
4/30/22	(a)	Oakland	9-3
5/1/22	(a)	Oakland	17-8
5/8/22	(h)	MKE	3-2
5/8/22	(h)	Oakland	6-2
3/31/23	(a)	MKE	13-4
4/1/23	(a)	Oakland	12-8
4/2/23	(a)	Oakland	4-2
5/5/23	(h)	MKE	6-5 (10)
5/6/23	(h)	Oakland	5-3
5/7/23	(h)	Oakland	4-3

Ohio 1-7

3/18/11	(a)	Ohio	4-3
3/19/11	(a)	MKE	7-2
3/19/11	(a)	Ohio	6-4
3/20/11	(a)	Ohio	3-2
3/5/21	(a)	Ohio	14-3
3/6/21	(a)	Ohio	3-1
3/6/21	(a)	Ohio	6-4
3/7/21	(a)	Ohio	3-2

Ohio State 0-3

3/20/05	(a)	Ohio State	4-1
2/16/18	(n)	Ohio State	11-7
2/18/18	(n)	Ohio State	13-3

Oklahoma State 0-5

2/13/99	(a)	OSU	13-9
2/14/99	(a)	OSU	24-3
3/11/05	(a)	OSU	11-0
3/12/05	(a)	OSU	20-3
3/13/05	(a)	OSU	5-1

Omaha 1-1

4/14/04	(a)	UNO	15-11
2/21/14	(n)	MKE	5-4

Oral Roberts 0-1

2/13/00	(n)	Oral Roberts	7-5

Oregon 0-4

2/28/20	(a)	Oregon	6-4 (11)
2/29/20	(a)	Oregon	7-2
2/29/20	(a)	Oregon	6-0
3/1/20	(a)	Oregon	6-1

Pacific 2-1

2/24/23	(a)	Pacific	9-6
2/25/23	(a)	MKE	4-3
2/25/23	(a)	MKE	4-2

Penn State 1-2

3/18/22	(a)	Penn State	6-4
3/19/22	(a)	Penn State	4-3
3/20/22	(a)	Penn State	12-0

Piedmont 0-2

3/20/92	(a)	Piedmont	10-0
3/20/92	(a)	Piedmont	9-1

Pittsburgh 1-0

2/17/19	(n)	MKE	9-8

Purdue 1-0

3/12/19	(a)	MKE	6-1

Purdue Fort Wayne 7-8

3/26/21	(h)	MKE	6-3
3/27/21	(h)	MKE	6-5
3/27/21	(h)	MKE	5-2
3/28/21	(h)	MKE	14-3
4/9/22	(h)	PFW	5-4
4/9/22	(h)	PFW	7-0
4/10/22	(h)	PFW	7-6
5/13/22	(a)	PFW	2-1
5/13/22	(a)	PFW	14-4
4/14/23	(a)	PFW	7-4
4/15/23	(a)	MKE	7-6
4/15/23	(a)	MKE	15-8
5/18/23	(h)	PFW	4-3
5/19/23	(h)	MKE	7-1
5/20/23	(h)	PFW	9-3

Radford 1-0

3/15/02	(n)	MKE	2-0

Rhode Island 1-0

3/19/05	(a)	MKE	12-9

Rice 1-1

5/28/99*	(n)	MKE (Rice #1)	8-4
5/29/99	(n)	#1 Rice	27-1

Richmond 1-0

2/24/08	(n)	MKE	5-2

Rider 1-1

3/17/02	(n)	Rider	6-2
3/18/02	(n)	MKE	11-4

Sacramento State 0-6

3/3/18	(a)	Sacramento State	4-0
3/4/18	(a)	Sacramento State	3-2
2/20/20	(a)	Sacramento State	9-3
2/21/20	(a)	Sacramento State	4-0
2/22/20	(a)	Sacramento State	8-1
2/23/20	(a)	Sacramento State	3-2

Saint Bonaventure 1-0

2/23/14	(n)	MKE	14-3

Saint Francis (IL) 1-9

4/21/91	(a)	Saint Francis	3-2
4/21/91	(a)	Saint Francis	12-2
4/22/92	(a)	Saint Francis	8-1
4/22/92	(h)	MKE	7-5
4/12/92	(h)	Saint Francis	3-0
4/12/92	(a)	Saint Francis	6-1
4/28/92	(h)	Saint Francis	6-4
4/28/92	(h)	Saint Francis	15-5
4/22/93	(h)	Saint Francis	13-1
4/22/93	(h)	Saint Francis	7-5

Saint Francis (NY) 1-0

3/17/01	(n)	MKE	16-5

Saint Joseph's (IN) 1-1

2/26/97	(n)	MKE	4-1
2/26/97	(n)	Saint Joe's	6-2

Saint Louis 2-4

3/12/04	(a)	MKE	9-8
3/13/04	(a)	Saint Louis	7-3
3/13/04	(a)	Saint Louis	8-7
4/12/13	(a)	MKE	4-0
4/13/13	(a)	Saint Louis	4-2
4/14/13	(a)	Saint Louis	8-4

Saint Mary's (Calif.) 1-7

2/10/06	(a)	MKE	2-0
2/11/06	(a)	Saint Mary's	16-4
2/11/06	(a)	Saint Mary's	5-2
2/12/06	(a)	Saint Mary's	7-3
2/29/08	(a)	Saint Mary's	9-4
3/1/08	(a)	Saint Mary's	5-1
3/1/08	(a)	Saint Mary's	5-4
3/2/08	(a)	Saint Mary's	7-1

Saint Norbert 3-0

4/9/10	(h)	MKE	14-4
4/12/11	(h)	MKE	11-0
4/16/19	(h)	MKE	5-4

Saint Xavier 0-1

5/2/93	(a)	Saint Xavier	15-4

Samford 5-1

3/13/98	(a)	MKE	8-3
3/13/98	(a)	MKE	10-9
3/14/98	(a)	MKE	3-1
3/14/98	(a)	MKE	21-12
3/22/00	(a)	MKE	13-5
3/22/00	(a)	Samford	20-17

San Diego 0-2

6/5/10*	(n)	#15 San Diego	22-1
3/4/12	(n)	San Diego	4-1

San Diego State 0-1

3/2/12	(a)	SDSU	7-4

San Francisco 1-0

3/1/12	(n)	MKE	6-5

San Jose State 0-2

3/10/11	(a)	SJSU	5-14
3/13/11	(a)	SJSU	4-11

Santa Clara 1-0

3/12/11	(a)	MKE	3-0

Seton Hall 0-1

2/16/20	(n)	Seton Hall	17-1

Shorter 0-2

3/25/91	(a)	Shorter	4-1
3/25/91	(a)	Shorter	6-2

Southeast Missouri State 1-2

3/4/23	(a)	MKE	3-1
3/4/23	(a)	SEMO	6-5
3/5/23	(a)	SEMO	13-7

SIU Edwardsville 2-0

3/6/10	(a)	MKE	20-2
3/6/10	(a)	MKE	6-5

Southern Illinois 1-5

5/15/04	(a)	MKE	8-2
5/15/04	(a)	SIU	5-4
5/16/04	(a)	SIU	9-8
4/4/08	(a)	SIU	10-9
4/5/08	(a)	SIU	5-4
4/6/08	(a)	SIU	5-2

Southern Tech 0-4

3/27/91	(a)	Southern Tech	3-2
3/27/91	(a)	Southern Tech	2-1
3/15/92	(a)	Southern Tech	5-2
3/25/92	(a)	Southern Tech	6-3

Stony Brook 2-0

3/19/01	(n)	MKE	17-1
3/22/01	(n)	MKE	21-4

Tennessee 1-2

2/18/11	(a)	Tennessee	0-4
2/19/11	(a)	Tennessee	6-7
2/20/11	(a)	MKE	9-6

*Note: (h) denotes home game / (a) denotes away game / (n) denotes neutral field / *NCAA Regional*

SERIES HISTORY VS. OPPONENTS

Tennessee Tech **2-1**

3/15/94	(a)	Tenn. Tech	6-1
3/15/94	(a)	MKE	6-2
3/17/99	(a)	MKE	18-13

Texas **0-3**

3/2/01	(a)	Texas	8-1
3/4/01	(a)	Texas	10-4
3/5/01	(a)	Texas	9-3

Texas Tech **1-4**

5/29/99*	(a)	#21 Texas Tech	8-5
2/19/16	(a)	#25 Texas Tech	12-3
2/20/16	(a)	MKE (TT #25)	10-3
2/20/16	(a)	#25 Texas Tech	9-1
2/21/16	(a)	#25 Texas Tech	12-0

UAB **3-2**

3/14/99	(a)	MKE	11-7
3/14/99	(a)	UAB	4-3
3/9/18	(a)	MKE	6-4
3/9/18	(a)	UAB	10-0
3/10/18	(a)	MKE	4-2

UALR **2-2**

3/9/12	(a)	UALR	12-5
3/10/12	(a)	UALR	10-3
3/10/12	(a)	MKE	10-5
3/9/13	(n)	MKE	10-7

UC Davis **0-1**

3/11/11	(n)	UC Davis	1-3

UC Santa Barbara **0-1**

5/26/01*	(n)	UCSB	13-12

UIC **65-94**

4/21/92	(a)	UIC	9-4
4/21/92	(a)	UIC	4-1
5/7/92	(a)	UIC	5-4
5/6/93	(a)	UIC	3-2
5/6/93	(a)	MKE	10-9
5/1/94	(a)	UIC	2-1
5/1/94	(a)	UIC	7-3
5/2/94	(h)	UIC	9-3
4/15/95	(a)	UIC	6-0
4/15/95	(a)	MKE	1-0
4/16/95	(a)	MKE	2-0
4/16/95	(a)	UIC	7-3
4/13/96	(h)	UIC	5-4
4/13/96	(h)	UIC	10-4
4/14/96	(h)	UIC	8-4
4/14/96	(h)	MKE	23-2
5/11/96	(n)	UIC	8-5
5/3/97	(a)	UIC	4-3
5/3/97	(a)	MKE	5-4
5/4/97	(a)	MKE	18-8
5/4/97	(a)	MKE	5-1
3/27/98	(h)	MKE	6-1
3/28/98	(h)	MKE	13-6
3/28/98	(h)	MKE	6-4
3/29/98	(h)	MKE	9-5
5/7/99	(a)	MKE	12-0
5/8/99	(a)	MKE	7-6
5/8/99	(a)	UIC	6-3
5/9/99	(a)	MKE	5-4
5/14/99	(a)	UIC	12-7
5/17/99	(a)	MKE	10-2
4/28/00	(h)	MKE	4-2
4/29/00	(h)	MKE	4-1
4/29/00	(h)	UIC	6-3
4/30/00	(h)	UIC	7-4
5/20/00	(n)	UIC	5-4
4/27/01	(a)	MKE	15-4
4/28/01	(a)	UIC	9-6
4/28/01	(a)	UIC	7-0
4/29/01	(a)	MKE	10-4
5/19/01	(a)	MKE	7-6
5/17/02	(h)	UIC	11-6
5/18/02	(h)	MKE	3-1
5/18/02	(h)	UIC	11-6
5/19/02	(h)	UIC	10-5
5/25/02	(n)	MKE	9-0
5/26/02	(n)	MKE	6-3
5/16/03	(a)	UIC	13-2
5/17/03	(a)	MKE	4-2
5/17/03	(a)	MKE	2-1
5/18/03	(a)	UIC	4-2
5/23/03	(a)	UIC	6-4
4/16/04	(h)	MKE	10-8
4/17/04	(h)	UIC	5-1
4/17/04	(h)	UIC	3-0
4/18/04	(h)	MKE	4-3
5/27/04	(n)	UIC	9-6
4/15/05	(a)	MKE	8-6
4/16/05	(a)	UIC	12-2
4/16/05	(a)	MKE	10-6
4/17/05	(a)	UIC	14-11
5/28/05	(n)	MKE	8-4
5/29/05	(n)	UIC	9-6
3/24/06	(a)	UIC	5-2
3/25/06	(a)	MKE	11-10
3/25/06	(a)	UIC	5-3
4/11/06	(h)	UIC	24-2
4/11/06	(h)	UIC	8-5
4/18/06	(h)	MKE	7-6
5/26/06	(n)	UIC	14-6
3/23/07	(a)	UIC	9-8
3/24/07	(a)	MKE	3-1
3/24/07	(a)	MKE	9-2
4/10/07	(h)	UIC	8-4
4/10/07	(h)	UIC	12-1
4/17/07	(h)	UIC	14-11
3/22/08	(a)	UIC	9-8
3/23/08	(a)	UIC	2-1
3/23/08	(a)	UIC	5-4
5/9/08	(h)	MKE	6-3
5/9/08	(h)	UIC	7-3
5/23/08	(n)	UIC	7-5
5/24/08	(n)	MKE	7-2
5/25/08	(n)	UIC	16-3
4/3/09	(h)	MKE	6-3
4/4/09	(h)	UIC	7-3
4/4/09	(h)	MKE	11-4
5/8/09	(a)	UIC	5-4
5/8/09	(a)	UIC	6-3
5/23/09	(n)	UIC	18-3
3/26/10	(a)	UIC	6-5
3/27/10	(a)	MKE	13-5
3/27/10	(a)	UIC	10-4
5/15/10	(h)	UIC	11-7
5/15/10	(h)	MKE	10-3
4/8/11	(a)	MKE	4-3
4/9/11	(a)	MKE	10-1
4/9/11	(a)	MKE	6-5
5/27/11	(n)	UIC	1-0
3/31/12	(h)	UIC	1-0
3/31/12	(h)	MKE	7-1
4/1/12	(h)	MKE	7-3
5/4/12	(a)	MKE	8-7
5/5/12	(a)	MKE	7-4
3/22/13	(a)	MKE	4-0
3/23/13	(a)	MKE	10-0
3/23/13	(a)	UIC	6-5
4/26/13	(h)	MKE	8-2
4/27/13	(h)	MKE	9-3
4/28/13	(h)	MKE	5-4
3/29/14	(a)	UIC	8-2
3/30/14	(a)	MKE	10-8
3/30/14	(a)	UIC	10-4
5/2/14	(a)	UIC	4-1
5/3/14	(a)	UIC	15-7
5/4/14	(a)	UIC	5-3
5/22/14	(n)	MKE	12-4
4/11/15	(h)	MKE	4-1
4/12/15	(h)	UIC	5-0
4/12/15	(h)	UIC	4-3
4/24/15	(a)	UIC	11-2
4/26/15	(a)	MKE	7-2
4/26/15	(a)	UIC	3-2
5/22/15	(n)	MKE	5-4
4/15/16	(a)	MKE	7-2
4/16/16	(a)	UIC	10-3
4/17/16	(a)	UIC	6-5
4/24/16	(h)	UIC	3-2
4/24/16	(h)	MKE	5-1
4/1/17	(a)	UIC	11-4
4/1/17	(a)	UIC	5-0
4/2/17	(a)	UIC	8-7
5/6/17	(h)	MKE	3-1
5/6/17	(h)	UIC	10-2
4/28/18	(a)	UIC	5-0
4/28/18	(a)	UIC	4-0
4/29/18	(a)	UIC	2-0
5/24/18	(n)	UIC	6-0
5/25/18	(n)	UIC	10-2
3/29/19	(h)	UIC	10-4
3/30/19	(h)	UIC	21-6
5/3/19	(a)	UIC	8-1
5/4/19	(a)	UIC	4-2
5/5/19	(a)	MKE	7-4
5/23/19	(n)	UIC	18-10
5/25/19	(n)	UIC	6-5
3/12/21	(a)	UIC	3-1
3/12/21	(a)	UIC	1-0
3/13/21	(a)	MKE	3-0
3/14/21	(a)	MKE	5-4
4/23/21	(h)	UIC	3-1
4/24/21	(h)	UIC	10-1
4/24/21	(h)	UIC	10-3
4/25/21	(h)	UIC	7-0
5/28/21	(n)	MKE	14-11
3/25/22	(a)	MKE	12-5
4/23/22	(h)	UIC	7-0
4/23/22	(h)	UIC	12-5
3/14/23	(a)	UIC	8-4

UT Arlington **1-2**

3/10/17	(a)	MKE	5-2
3/11/17	(a)	UTA	5-4
3/12/17	(a)	UTA	8-5

Valparaiso **38-32**

4/28/93	(a)	Valpo	5-3
4/28/93	(a)	MKE	2-1
5/8/94	(a)	Valpo	2-0
5/8/94	(a)	MKE	11-8
5/8/94	(a)	MKE	10-5
4/11/96	(a)	MKE	17-8
4/11/96	(a)	MKE	10-2
3/23/97	(a)	MKE	3-1
3/23/97	(a)	Valpo	11-4
5/5/99	(a)	MKE	12-5
3/30/00	(a)	MKE	7-1
4/12/01	(a)	Valpo	8-7
4/18/02	(a)	MKE	8-4
4/22/04	(a)	MKE	4-3
2/27/05	(n)	MKE	8-7
4/13/05	(a)	MKE	12-4
5/2/08	(h)	Valpo	7-6
5/3/08	(h)	MKE	13-5
5/3/08	(h)	Valpo	20-3
5/24/08	(n)	MKE	8-3
3/26/09	(a)	MKE	6-5
3/27/09	(a)	Valpo	4-2
3/27/09	(a)	Valpo	7-5
5/22/09	(n)	MKE	10-7
4/30/10	(h)	Valpo	17-3
5/1/10	(h)	MKE	7-5
5/1/10	(h)	MKE	3-0
5/27/10	(n)	MKE	3-1
5/29/10	(n)	MKE	3-1
5/14/11	(a)	MKE	7-3
5/14/11	(a)	MKE	7-3
5/19/11	(h)	MKE	4-3
5/20/11	(h)	MKE	6-5
5/20/11	(h)	Valpo	14-2
3/24/12	(a)	Valpo	7-0
3/24/12	(a)	Valpo	1-0
3/25/12	(a)	Valpo	3-2
4/27/12	(h)	Valpo	9-3
4/29/12	(h)	Valpo	4-1
4/29/12	(h)	Valpo	2-1
3/29/13	(n)	MKE	2-0
3/30/13	(n)	MKE	7-5
3/30/13	(n)	MKE	8-2
5/3/13	(a)	Valpo	5-3
5/4/13	(a)	Valpo	10-7
5/5/13	(a)	Valpo	7-6
5/25/13	(n)	Valpo	6-4
4/17/14	(h)	Valpo	4-0
4/18/14	(h)	MKE	3-0
4/19/14	(h)	MKE	5-0
4/2/15	(h)	Valpo	11-10
4/3/15	(h)	MKE	7-6
4/4/15	(h)	MKE	7-3
5/1/15	(a)	Valpo	6-0
5/2/15	(a)	MKE	8-5
5/3/15	(a)	MKE	8-6
5/21/15	(n)	MKE	14-2
4/3/16	(n)	Valpo	7-3
4/3/16	(n)	MKE	6-5
4/23/16	(a)	Valpo	5-3
4/23/16	(a)	Valpo	7-6
5/26/16	(n)	MKE	9-6
5/27/16	(n)	Valpo	12-7
5/13/17	(h)	Valpo	11-3
5/13/17	(h)	Valpo	7-4
5/18/17	(a)	Valpo	5-4
4/11/18	(a)	Valpo	23-5
4/5/22	(h)	MKE	3-2
4/5/22	(h)	MKE	8-3
3/28/23	(a)	Valpo	7-6 (11)

Vanderbilt **0-1**

3/12/96	(a)	Vanderbilt	8-1

Vermont **0-1**

3/20/05	(a)	Vermont	2-1

Villanova **1-0**

2/16/19	(n)	MKE	7-4

Viterbo **3-1**

4/26/92	(h)	MKE	6-1
4/26/92	(h)	MKE	3-1
4/17/97	(a)	MKE	10-0
4/17/97	(a)	Viterbo	11-8

Wake Forest **1-1**

2/15/20	(a)	#17 Wake Forest	19-3
2/15/20	(a)	MKE (WF #17)	8-6

West Georgia State **0-1**

3/18/92	(a)	WGSU	8-7

Western Illinois **4-2**

4/9/94	(a)	MKE	6-1
4/9/94	(a)	WIU	6-5
3/20/99	(a)	MKE	9-4
3/20/99	(a)	MKE	21-5
4/14/15	(a)	WIU	6-4
4/14/15	(a)	MKE	7-1

Western Kentucky **3-5**

3/17/94	(a)	WKU	2-0
3/18/94	(a)	WKU	17-16
3/16/95	(a)	MKE	10-9
3/13/96	(a)	WKU	8-7
2/27/98	(a)	WKU	5-0
2/27/98	(a)	MKE	12-4
2/28/98	(a)	MKE	9-7
3/19/06	(a)	WKU	14-13

Western Michigan **0-3**

5/18/04	(h)	WMU	13-8
5/10/05	(a)	WMU	13-5
5/10/05	(a)	WMU	15-7

Wisconsin **0-1**

4/24/91	(a)	Wisconsin	2-0

Wisconsin-La Crosse **4-0**

4/14/98	(a)	MKE	10-1
4/14/98	(a)	MKE	11-1
4/2/99	(h)	MKE	8-7
4/2/99	(h)	MKE	13-6

Wisconsin Lutheran **13-1**

4/16/97	(h)	MKE	9-3
4/2/98	(h)	MKE	15-3
4/2/98	(h)	MKE	16-1
4/5/00	(h)	MKE	19-0
4/5/00	(h)	MKE	17-0
4/11/02	(h)	MKE	6-1
4/11/02	(h)	MKE	18-5
4/15/09	(h)	MKE	16-2
4/9/10	(h)	MKE	17-4
5/3/11	(h)	MKE	11-3
4/11/12	(h)	MKE	13-2
5/6/13	(h)	MKE	15-1
5/7/14	(h)	WLC	3-1
4/22/15	(h)	MKE	7-6

*Note: (h) denotes home game / (a) denotes away game / (n) denotes neutral field / *NCAA Regional*

SERIES HISTORY VS. OPPONENTS

Wisconsin-Oshkosh **0-2**

4/3/91	(a)	Oshkosh	4-3
4/3/91	(a)	Oshkosh	3-0

Wisconsin-Parkside **12-12-1**

4/18/91	(a)	Parkside	4-0
4/18/91	(a)	Parkside	2-1
5/4/91	(h)	MKE	7-3
5/4/91	(h)	MKE	11-1
4/6/92	(h)	Parkside	9-1
4/6/92	(h)	Parkside	15-4
4/27/92	(a)	Parkside	1-0
4/27/92	(a)	MKE	5-1
4/26/93	(h)	Parkside	10-5
4/26/93	(h)	Parkside	5-0
5/7/93	(a)	Parkside	5-1
5/7/93	(a)	Parkside	5-4
4/15/97	(a)	MKE	3-1
4/15/97	(a)	MKE	4-0
4/7/99	(h)	Parkside	7-0
4/7/99	(h)	Parkside	2-0
5/2/01	(a)	Parkside	19-4
5/2/01	(a)	MKE	12-11
5/2/02	(h)	MKE	3-0
5/2/02	(h)	MKE	8-5
3/30/10	(h)	MKE	6-2
3/30/10	(h)	MKE	10-4
4/22/14	(a)	MKE	13-3
5/4/16	(h)	MKE	12-2
5/7/19	(n)	Tie	5-5

Wisconsin-Superior **1-0**

4/7/15	(h)	MKE	7-0

Wisconsin-Whitewater **2-0**

5/2/00	(a)	MKE	8-0
4/18/01	(a)	MKE	14-1

Wright State **66-81**

4/23/94	(h)	WSU	4-0
4/23/94	(h)	WSU	1-0
4/24/94	(h)	WSU	6-2
4/7/96	(h)	MKE	3-0
4/7/96	(h)	MKE	8-6
3/15/97	(a)	WSU	3-2
3/16/97	(a)	WSU	8-0
3/16/97	(a)	MKE	12-8
3/17/97	(a)	WSU	5-1
5/10/97	(n)	WSU	10-1
4/24/98	(h)	MKE	6-4
4/25/98	(h)	WSU	8-6
4/25/98	(h)	MKE	7-1
4/26/98	(h)	MKE	15-14
4/23/99	(a)	MKE	12-2
4/24/99	(a)	MKE	4-0
4/24/99	(a)	WSU	6-1
4/25/99	(a)	MKE	13-5
5/16/99	(n)	MKE	3-2
4/14/00	(h)	WSU	13-6
4/15/00	(h)	MKE	17-2
4/15/00	(h)	MKE	5-4
4/16/00	(h)	WSU	20-4
5/4/01	(a)	MKE	10-8
5/5/01	(a)	WSU	6-5
5/5/01	(a)	MKE	19-2
5/6/01	(a)	MKE	11-4
5/18/01	(n)	MKE	5-1
4/12/02	(h)	MKE	4-2
4/13/02	(h)	WSU	8-4
4/13/02	(h)	MKE	6-5
4/14/02	(h)	MKE	5-4
4/11/03	(a)	WSU	5-4
4/12/03	(a)	MKE	6-0
4/12/03	(a)	WSU	4-1
4/13/03	(a)	WSU	4-0
3/22/04	(n)	WSU	5-4
5/7/04	(a)	MKE	5-4
5/8/04	(a)	WSU	5-0
5/8/04	(a)	WSU	10-6
5/9/04	(a)	MKE	4-3
5/26/04	(n)	MKE	11-3
5/6/05	(h)	MKE	8-2
5/7/05	(h)	MKE	7-4
5/7/05	(h)	MKE	14-6
5/8/05	(a)	WSU	15-1
5/27/05	(n)	MKE	4-0
4/1/06	(a)	MKE	11-6
4/1/06	(a)	WSU	5-1
4/2/06	(a)	WSU	2-0
4/28/06	(h)	MKE	11-8
4/29/06	(h)	MKE	6-3
4/29/06	(h)	WSU	4-3
5/25/06	(a)	WSU	20-3
3/30/07	(a)	MKE	13-6
3/30/07	(a)	WSU	12-3
3/31/07	(a)	MKE	2-1
4/28/07	(h)	WSU	12-4
4/28/07	(h)	MKE	12-8
4/29/07	(h)	WSU	7-1
5/24/07	(n)	WSU	17-13
5/26/07	(n)	WSU	12-11
4/25/08	(a)	MKE	13-10
4/26/08	(a)	WSU	8-2
4/26/08	(a)	WSU	19-11
5/22/08	(n)	MKE	20-3
4/10/09	(h)	MKE	16-6
4/11/09	(h)	MKE	8-5
4/11/09	(h)	MKE	8-7
5/21/09	(n)	WSU	20-4
5/7/10	(a)	MKE	9-6
5/8/10	(a)	WSU	20-3
5/8/10	(a)	MKE	10-7
5/28/10	(n)	WSU	1-0
5/29/10	(n)	MKE	14-7
5/30/10	(n)	MKE	6-3
4/22/11	(h)	WSU	6-3
4/23/11	(h)	WSU	8-4
4/23/11	(h)	WSU	8-0
4/13/12	(a)	WSU	10-9
4/15/12	(a)	WSU	8-3
4/15/12	(a)	MKE	9-7
5/17/12	(h)	MKE	7-6
5/18/12	(h)	MKE	9-3
5/19/12	(h)	MKE	9-3
5/25/12	(n)	WSU	2-1
3/15/13	(a)	MKE	4-1
3/15/13	(a)	WSU	9-3
3/16/13	(a)	MKE	15-2
5/24/13	(n)	MKE	6-1
5/25/13	(n)	WSU	11-6
4/11/14	(a)	WSU	5-4
4/12/14	(a)	WSU	11-6
4/13/14	(a)	WSU	6-5
5/15/14	(h)	WSU	13-6
5/16/14	(h)	WSU	4-2
5/17/14	(h)	MKE	4-1
5/24/14	(n)	WSU	4-3
3/20/15	(a)	WSU	1-0
3/21/15	(a)	WSU	3-2
3/22/15	(a)	WSU	6-5
5/8/15	(h)	WSU	7-1
5/9/15	(h)	WSU	14-6
5/9/15	(h)	MKE	5-4
5/21/15	(n)	WSU	10-4
5/23/15	(n)	MKE	5-4
5/23/15	(n)	WSU	17-4
4/9/16	(n)	MKE	2-0
4/10/16	(n)	WSU	9-2
5/14/16	(a)	MKE	5-1
5/14/16	(a)	WSU	6-1
5/27/16	(a)	WSU	5-1
3/24/17	(a)	WSU	5-3
3/24/17	(a)	WSU	2-1
3/25/17	(a)	WSU	4-0
5/12/17	(h)	MKE	4-3
5/12/17	(h)	WSU	8-5
3/23/18	(a)	WSU	6-5
3/23/18	(a)	WSU	10-2
3/25/18	(a)	MKE	3-2
5/12/18	(h)	WSU	4-3
3/15/19	(a)	MKE	11-10
3/16/19	(a)	WSU	3-0
3/17/19	(a)	WSU	3-2
4/19/19	(h)	MKE	10-6
4/20/19	(h)	WSU	14-12
4/20/19	(h)	MKE	7-6
5/24/19	(n)	MKE	10-9
5/7/21	(a)	WSU	2-0
5/7/21	(a)	MKE	11-6
5/8/21	(a)	WSU	24-2
5/8/21	(a)	WSU	20-5
5/27/21	(a)	WSU	4-3
5/29/21	(a)	WSU	21-3
5/15/22	(a)	MKE	1-0
5/15/22	(a)	WSU	12-2
5/19/22	(h)	MKE	7-0
5/20/22	(h)	WSU	12-8
5/21/22	(h)	WSU	7-6 (10)
4/6/23	(h)	MKE	6-3
4/7/23	(h)	MKE	6-5 (10)
4/8/23	(h)	MKE	9-2
5/12/23	(a)	WSU	9-2
5/13/23	(a)	WSU	8-6
5/14/23	(a)	WSU	9-5
5/25/23	(a)	WSU	6-3
5/26/23	(a)	WSU	2-1

Xavier **2-2**

3/25/95	(a)	MKE	6-5
3/25/95	(a)	MKE	9-3
3/26/95	(a)	Xavier	7-4
3/26/95	(a)	Xavier	5-3

Youngstown State **70-46**

4/2/94	(a)	MKE	4-0
4/2/94	(a)	MKE	7-3
3/10/95	(n)	MKE	16-6
5/10/02	(a)	MKE	7-6
5/11/02	(a)	YSU	8-7
5/11/02	(a)	MKE	6-0
5/9/03	(h)	MKE	8-3
5/10/03	(h)	YSU	6-3
5/10/03	(h)	MKE	5-4
5/22/03	(n)	YSU	9-6
5/20/05	(a)	YSU	9-1
5/21/05	(a)	YSU	1-0
5/21/05	(a)	YSU	5-4
5/22/05	(a)	MKE	12-7
5/26/05	(n)	YSU	4-3
5/28/05	(n)	MKE	12-10
4/15/06	(h)	MKE	7-4
4/15/06	(h)	YSU	12-10
4/16/06	(h)	YSU	12-8
5/13/06	(a)	YSU	4-3
5/13/06	(a)	YSU	6-3
5/14/06	(a)	MKE	9-5
4/15/07	(h)	MKE	3-0
4/15/07	(h)	YSU	3-2
5/11/07	(a)	MKE	6-3
5/11/07	(a)	YSU	9-8
5/12/07	(a)	MKE	5-3
5/12/07	(a)	YSU	4-3
5/23/07	(n)	MKE	16-6
5/25/07	(n)	MKE	9-0
4/20/08	(a)	YSU	10-9
4/20/08	(a)	YSU	10-3
5/15/08	(h)	YSU	8-6
5/15/08	(h)	YSU	5-4
5/16/08	(h)	MKE	9-8
4/17/09	(a)	MKE	4-3
4/18/09	(a)	MKE	12-3
4/18/09	(a)	YSU	8-7
4/23/10	(a)	YSU	8-7
4/23/10	(a)	MKE	9-8
5/20/10	(h)	MKE	9-4
5/22/10	(h)	MKE	8-5
5/22/10	(h)	MKE	8-7
4/29/11	(h)	YSU	3-2
4/29/11	(h)	MKE	8-0
5/6/11	(a)	MKE	16-6
5/7/11	(a)	MKE	3-2
5/7/11	(a)	YSU	9-12
5/25/11	(n)	YSU	4-2
3/16/12	(a)	MKE	5-4
3/17/12	(a)	MKE	7-2
3/18/12	(a)	YSU	4-3
4/21/12	(h)	MKE	3-2
4/21/12	(h)	MKE	8-1
4/22/12	(h)	MKE	5-2
5/23/12	(n)	YSU	8-4
4/5/13	(a)	MKE	14-4
4/6/13	(a)	YSU	10-1
4/7/13	(a)	YSU	6-2
5/11/13	(h)	MKE	12-7
5/11/13	(h)	MKE	8-0
5/12/13	(h)	MKE	8-3
4/25/14	(h)	MKE	13-3
4/26/14	(h)	MKE	7-5
4/27/14	(h)	YSU	5-2
5/23/14	(n)	YSU	11-5
3/14/15	(n)	MKE	6-5
3/14/15	(n)	YSU	5-3
3/15/15	(n)	MKE	9-6
4/17/15	(h)	MKE	16-8
4/18/15	(h)	MKE	6-5
4/19/15	(h)	MKE	4-3
3/25/16	(a)	MKE	10-3
3/26/16	(a)	MKE	1-0
3/26/16	(a)	MKE	22-3
5/7/16	(h)	MKE	4-3
5/7/16	(h)	MKE	6-0
4/13/17	(h)	MKE	14-5
4/14/17	(h)	MKE	3-0
4/15/17	(h)	YSU	6-5
4/22/17	(a)	MKE	5-2
4/22/17	(a)	YSU	5-1
3/17/18	(a)	MKE	12-4
3/17/18	(a)	YSU	5-3
3/18/18	(a)	MKE	14-7
4/21/18	(a)	MKE	5-0
4/21/18	(a)	MKE	6-1
4/22/18	(a)	MKE	5-2
5/24/18	(n)	MKE	3-1
4/12/19	(n)	MKE	18-6
4/13/19	(n)	MKE	22-2
4/13/19	(n)	MKE	8-5
5/16/19	(a)	MKE	11-10
5/17/19	(a)	MKE	5-4
5/18/19	(a)	YSU	9-3
5/22/19	(n)	MKE	12-3
4/9/21	(h)	YSU	2-1
4/9/21	(h)	YSU	7-4
4/10/21	(h)	MKE	7-6
4/11/21	(h)	MKE	12-8
5/21/21	(a)	YSU	3-2
5/22/21	(a)	YSU	9-4
5/22/21	(a)	MKE	14-12
5/23/21	(a)	YSU	10-2
5/27/21	(n)	MKE	9-6
5/14/22	(a)	YSU	4-2
5/15/22	(a)	MKE	17-13
5/16/22	(a)	YSU	15-4
5/24/22	(h)	YSU	11-2
5/24/22	(h)	MKE	17-4
3/24/23	(h)	YSU	2-1
3/24/23	(h)	MKE	9-2
4/29/23	(a)	YSU	8-6
4/29/23	(a)	YSU	11-2
4/30/23	(a)	YSU	12-11
5/24/23	(n)	MKE	12-3

*Note: (h) denotes home game / (a) denotes away game / (n) denotes neutral field / *NCAA Regional*

GAME-BY-GAME RESULTS

2023 **25-32 (11-18/5th)**

Scott Doffek			Horizon
2/18	at North Alabama	W	5-0
2/18	at North Alabama	W	6-4
2/19	at North Alabama	L	6-14
2/24	at Pacific	L	6-9
2/25	at Pacific	W	4-3
2/25	at Pacific	W	4-2
3/1	at Minnesota	W	3-0
3/4	at Southeast Missouri	W	3-1
3/4	at Southeast Missouri	L	5-6
3/5	at Southeast Missouri	L	7-13
3/10	at Murray State	L	2-3
3/10	at Murray State	W	3-2
3/11	at Murray State	L	3-8
3/14	at UIC	L	4-8
3/17	at Northern Kentucky *	L	3-12
3/17	at Northern Kentucky *	L	0-7
3/19	at Northern Kentucky *	L	2-8
3/21	Concordia Wisconsin	W	4-1
3/24	Youngstown State *	L	1-2
3/24	Youngstown State *	W	9-2
3/28	at Valparaiso	L%	6-7
3/31	at Oakland *	W	13-4
4/1	at Oakland *	L	8-12
4/2	at Oakland *	L	2-4
4/6	Wright State *	W	6-3
4/7	Wright State *	W%	6-5
4/8	Wright State *	W	9-2
4/10	Carroll	W	12-3
4/12	at Iowa	L	1-12
4/14	at Purdue Fort Wayne *	L	4-7
4/15	at Purdue Fort Wayne *	W	7-6
4/15	at Purdue Fort Wayne *	W	15-8
4/18	at Illinois State	W	4-2
4/21	Northern Kentucky *	W	5-4
4/22	Northern Kentucky *	W	8-7
4/23	Northern Kentucky *	L	2-3
4/25	at Northwestern	L	0-10
4/26	MSOE ^	W	6-0
4/29	at Youngstown State *	L	6-8
4/29	at Youngstown State *	L	2-11
4/30	at Youngstown State *	L	11-12
5/3	Northern Illinois	L	2-3
5/5	Oakland *	W%	6-5
5/6	Oakland *	L	3-5
5/7	Oakland *	L	3-4
5/9	Northwestern	W	3-2
5/12	at Wright State *	L	2-9
5/13	at Wright State *	L	6-8
5/14	at Wright State *	L	5-9
5/16	at Northern Illinois	L	1-12
5/18	Purdue Fort Wayne *	L	3-4
5/19	Purdue Fort Wayne *	W	7-1
5/20	Purdue Fort Wayne *	L	3-9
5/24	vs. Youngstown State #	W	12-3
5/25	at Wright State #	L	3-9
5/25	vs. Northern Kentucky #	W%	10-8
5/26	at Wright State #	L	1-2

2022 **20-30 (9-18/7th)**

Scott Doffek			Horizon
2/18	at Alabama A&M	W	16-9
2/19	at Alabama A&M	W	8-7
2/20	at Alabama A&M	W	12-2
2/24	at #11 Arizona	L	3-14
2/25	at #11 Arizona	L	1-9
2/26	at #11 Arizona	L	1-9
2/27	at #11 Arizona	L	6-8
3/3	at BYU	L	5-6
3/3	at BYU	W	2-0
3/4	at BYU	L	4-8
3/11	at Dayton	W	6-2
3/18	at Penn State	L	4-6
3/19	at Penn State	L	3-4
3/20	at Penn State	W	12-0
3/25	at UIC	W	12-5
3/30	Concordia Wisconsin	W	15-0
4/1	Northern Kentucky*	W	5-3
4/3	Northern Kentucky*	L	4-9
4/3	Northern Kentucky*	L	2-4
4/5	Valparaiso	W	3-2
4/5	Valparaiso	W	8-3
4/9	Purdue Fort Wayne*	L	4-5
4/9	Purdue Fort Wayne*	L	0-7
4/10	Purdue Fort Wayne*	L	6-7
4/12	Iowa	L	2-16
4/14	at Youngstown State*	L	2-4
4/15	at Youngstown State*	W	17-13
4/16	at Youngstown State*	L	4-15
4/19	Illinois State	L%	3-4
4/20	at MSOE	W	12-4
4/23	UIC*	L	0-7
4/23	UIC*	L	5-12
4/24	Youngstown State*	L	2-11
4/24	Youngstown State*	W	17-4
4/26	at Northwestern	L	0-8
4/27	MSOE^	W	5-2
4/29	at Oakland*	W	8-6
4/30	at Oakland*	L	3-9
5/1	at Oakland*	L	8-17
5/6	at Northern Kentucky*	W	6-5
5/8	Oakland*	W	3-2
5/8	Oakland*	L	2-6
5/10	Northwestern	L	8-21
5/13	at Purdue Fort Wayne*	L	1-2
5/13	at Purdue Fort Wayne*	L	4-14
5/15	at Wright State*	W	1-0
5/15	at Wright State*	L	2-12
5/19	Wright State*	W	7-0
5/20	Wright State*	L	8-12
5/21	Wright State*	L%	6-7

2021 **22-33 (17-23/4th)**

Scott Doffek			Horizon
2/26	at Kentucky	L	0-10
2/27	at Kentucky	L	3-9
2/27	at Kentucky	L	2-4
3/5	at Ohio	L	3-14
3/6	at Ohio	L	1-3
3/6	at Ohio	L	4-6
3/7	at Ohio	L	2-3
3/12	at UIC*	L	1-3
3/12	at UIC*	L	0-1
3/13	at UIC*	W	3-0
3/14	at UIC*	W	5-4
3/19	at Northern Kentucky*	L	3-5
3/20	at Northern Kentucky*	L	1-4
3/20	at Northern Kentucky*	L	1-11
3/21	at Northern Kentucky*	W	19-2
3/26	Purdue Fort Wayne*	W	6-3
3/27	Purdue Fort Wayne*	W	6-5
3/27	Purdue Fort Wayne*	W	5-2
3/28	Purdue Fort Wayne*	W	14-3
4/2	at Oakland*	W	15-2
4/2	at Oakland*	W	8-5
4/3	at Oakland*	L	5-8
4/3	at Oakland*	W	14-13
4/9	Youngstown State*	L	1-2
4/9	Youngstown State*	L	4-7
4/10	Youngstown State*	W	7-6
4/11	Youngstown State*	W%	12-8
4/16	Illinois State	W	2-1
4/17	Illinois State	W	6-4
4/17	Illinois State	W	2-1
4/18	Illinois State	L	2-10
4/23	UIC*	L	1-3
4/24	UIC*	L	1-10
4/24	UIC*	L	3-10
4/25	UIC*	L	0-7
4/30	Oakland*	L	2-8
5/1	Oakland*	L	2-5
5/1	Oakland*	W	21-3
5/2	Oakland*	L	6-8
5/7	at Wright State*	L	0-2
5/7	at Wright State*	W	11-6
5/8	at Wright State*	L	2-24
5/9	at Wright State*	L	5-20
5/14	Northern Kentucky*	L	4-9
5/15	Northern Kentucky*	L	1-5
5/16	Northern Kentucky*	W	5-4
5/16	Northern Kentucky*	W	12-7
5/21	at Youngstown State*	L	2-3
5/22	at Youngstown State*	L	4-9
5/22	at Youngstown State*	W	14-12
5/23	at Youngstown State*	L	2-10
5/27	at Wright State#	L	3-4
5/27	vs. Youngstown State#	W	9-6
5/28	vs. UIC#	W%	14-11
5/29	at Wright State#	L	3-21

2020 **1-14**

Scott Doffek			Horizon
2/14	vs. Illinois	L	2-3
2/15	at #17 Wake Forest	L	3-19
2/15	at #17 Wake Forest	W	8-6
2/16	vs. Seton Hall	L	1-17
2/20	at Sacramento State	L	3-9
2/21	at Sacramento State	L	0-4
2/22	at Sacramento State	L	1-8
2/23	at Sacramento State	L	2-3
2/28	at Oregon	L%	4-6
2/29	at Oregon	L	2-7
2/29	at Oregon	L	0-6
3/1	at Oregon	L	1-6
3/7	at Miami (OH)	L%	1-2
3/7	at Miami (OH)	L	2-5
3/8	at Miami (OH)	L	7-16

**Remainder of season cancelled (COVID-19)*

2019 **35-21-1 (18-11/2nd)**

Scott Doffek			Horizon
2/15	vs. Marshall ~	W	5-3
2/16	vs. Villanova ~	W	7-4
2/17	vs. Pittsburgh ~	W	9-8
2/23	at Jackson State	L	5-7
2/24	at Jackson State	W	3-1
2/24	at Jackson State	W	2-0
3/1	at Arizona	L	6-14
3/2	at Arizona	W	10-4
3/3	at Arizona	L	11-12
3/7	at BYU	L	8-11
3/8	at BYU	L	6-14
3/9	at BYU	L	3-5
3/12	at Purdue	W	6-1
3/15	at Wright State*	W	11-10
3/16	at Wright State*	L	0-3
3/17	at Wright State*	L	2-3
3/20	vs. MSOE	W	12-5
3/22	at Northern Kentucky*	W	15-12
3/23	at Northern Kentucky*	W	5-3
3/24	at Northern Kentucky*	W	6-2
3/26	at Illinois State	W	6-3
3/29	UIC*	L	4-10
3/30	UIC*	L	6-21
4/2	Lakeland	W	16-2
4/3	at Northern Illinois	W	4-2
4/6	at Oakland*	W	15-1
4/6	at Oakland*	L	5-12
4/7	at Oakland*	L	1-3
4/9	vs. Northwestern	L	1-6
4/12	vs. Youngstown State*	W	18-6
4/13	vs. Youngstown State*	W	22-2
4/13	vs. Youngstown State*	W	8-5
4/16	St. Norbert	W%	5-4
4/19	Wright State*	W	10-6
4/20	Wright State*	L	12-14
4/20	Wright State*	W	7-6
4/23	at Iowa	L%	4-5
4/26	Northern Kentucky*	W	9-8
4/26	Northern Kentucky*	W	15-2
4/27	Northern Kentucky*	W	4-2
5/1	at Minnesota	W	5-4
5/3	at UIC*	L	1-8
5/4	at UIC*	L	2-4
5/5	at UIC*	W	7-4
5/7	vs. Parkside	T%	5-5
5/10	Oakland*	W	7-5
5/11	Oakland* ^	W	13-1
5/12	Oakland*	L	5-6
5/14	Northern Illinois	W	5-3
5/16	at Youngstown State*	W	11-10
5/17	at Youngstown State*	W	5-4
5/18	at Youngstown State*	L	3-9
5/22	vs. Youngstown State #	W	12-3
5/23	vs. UIC #	L	10-18
5/23	vs. Northern Kentucky #	W	9-1
5/24	at Wright State #	W	10-9
5/25	vs. UIC #	L	5-6

~ Games played in Kissimmee, Fla.

2018 **26-28 (13-12/3rd)**

Scott Doffek			Horizon
2/16	vs. Ohio State ~	L	7-11
2/17	vs. Canisius ~	W	8-3
2/18	vs. Canisius ~	L	2-3
2/18	vs. Ohio State ~	L	3-13
2/23	at Bethune-Cookman	L	4-17
2/24	at Bethune-Cookman	L	0-6
2/25	at Bethune-Cookman	W	15-4
3/3	at Sacramento State	L	0-4
3/4	vs. Gonzaga	L	1-4
3/4	at Sacramento State	L	2-3
3/7	at Minnesota	L	4-5
3/9	at UAB	W	6-4
3/9	at UAB	L	0-10
3/10	at UAB	W	4-2
3/14	at #24 Illinois	L	6-9
3/17	at Youngstown State*	W	12-4
3/17	at Youngstown State*	L	3-5
3/18	at Youngstown State*	W	14-7
3/23	at Wright State*	L	5-6
3/23	at Wright State*	L	2-10
3/25	at Wright State*	W	3-2
3/30	at Oakland*	L	3-6
3/30	at Oakland*	W	16-6
3/31	at Oakland*	L	7-12
4/6	at Northern Kentucky*	W	8-4
4/6	at Northern Kentucky*	L	2-8
4/8	at Northern Kentucky*	W	14-4
4/10	at Chicago State	W	12-4
4/11	at Valparaiso	L	5-23
4/17	at Northwestern	W	6-4
4/21	at Youngstown State*	W	5-0
4/21	at Youngstown State*	W	6-1
4/22	at Youngstown State*	W	5-2
4/25	at Iowa	L	4-12
4/26	MSOE	W	5-2
4/28	at UIC*	L	0-5
4/28	at UIC*	L	0-4
4/29	at UIC*	L	0-2
5/1	Illinois State	L	3-5
5/2	Lakeland	W	10-1
5/4	Northern Kentucky*	W	9-3
5/5	Northern Kentucky*	W	10-9
5/6	Northern Kentucky*	L	1-7
5/9	Chicago State	W	3-0
5/12	Wright State* ^	L	3-4
5/15	Northern Illinois	W	13-2
5/15	Northern Illinois	W	3-2
5/17	Oakland*	L	2-4
5/18	Oakland*	W	15-9
5/19	Oakland*	W	12-5
5/23	vs. Northern Kentucky #	W	13-1
5/24	vs. UIC #	L	0-6
5/24	vs. Youngstown State #	W	3-1
5/25	vs. UIC #	L	2-10

~ Games played in Port Charlotte, Fla.

** League Game // ^ Game Played at Miller Park // # Horizon League Tournament // % Extra Innings*
Home Games at Simmons Field (1992-93), Hank Aaron Field (1994-2019), Franklin Field (2020-Present) Unless otherwise noted

GAME-BY-GAME RESULTS

2017 **22-32 (10-18/6th)**

Scott Doffek			Horizon
2/17	vs. Illinois $	L	2-10
2/18	at Lamar	L	0-6
2/18	vs. Illinois $	W	4-2
2/19	at Lamar	L%	1-2
2/24	at Milwaukee Brewers+	L	0-11
2/26	vs. Eastern Michigan ~	W%	3-0
2/26	vs. Eastern Michigan ~	W	4-2
2/27	vs. Eastern Michigan ~	W	15-4
3/3	at Evansville	W%	7-5
3/4	at Evansville	L	0-2
3/4	at Evansville	L	4-6
3/5	at Evansville	W	8-2
3/8	at Minnesota	L	4-5
3/10	at UT Arlington	W	5-2
3/11	at UT Arlington	L	4-5
3/12	at UT Arlington	L	5-8
3/18	at Northern Kentucky*	L	9-13
3/19	at Northern Kentucky*	L	4-7
3/19	at Northern Kentucky*	L	5-6
3/24	at Wright State*	L	3-5
3/24	at Wright State*	L	1-2
3/25	at Wright State*	L	0-4
4/1	at UIC*	L	4-11
4/1	at UIC*	L	0-5
4/2	at UIC*	L	7-8
4/4	at Northern Illinois	W	2-0
4/7	at Bradley	L	2-3
4/8	at Bradley	L	5-11
4/9	at Bradley	W	13-4
4/11	at Chicago State	W	15-1
4/13	Youngstown State*	W	14-5
4/14	Youngstown State*	W	3-0
4/15	Youngstown State*	L%	5-6
4/18	at Northwestern	L	4-6
4/22	at Youngstown State*	W	5-2
4/22	at Youngstown State*	L	1-5
4/23	at Oakland*	L	6-9
4/23	at Oakland*	L	6-12
4/25	at Iowa	L	3-4
4/28	Oakland*	W	4-3
4/29	Oakland*	W%	5-4
4/30	Oakland* ^	W	10-3
5/2	at Illinois State	L	7-8
5/6	at UIC*	W	3-1
5/6	at UIC*	L	2-10
5/7	Northern Kentucky*	W	15-0
5/7	Northern Kentucky*	W	8-1
5/10	Chicago State	W	17-1
5/12	Wright State*	W	4-3
5/12	Wright State*	L	5-8
5/13	Valparaiso*	L	3-11
5/13	Valparaiso*	L	4-7
5/16	Northern Illinois	W	3-0
5/18	at Valparaiso*	L	4-5
5/24	vs. Northern Kentucky #	L	5-11

$ Games played in Beaumont, Texas
~ Games played in Winter Haven, Fla.
+ Exhibition played in Phoenix, Ariz.

2016 **32-26 (17-11/2nd)**

Scott Doffek			Horizon
2/19	at #25 Texas Tech	L	3-12
2/20	at #25 Texas Tech	W	10-3
2/20	at #25 Texas Tech	L	1-9
2/21	at #25 Texas Tech	L	0-12
2/26	vs. Bethune-Cookman ~	W	11-0
2/26	vs. Ball State ~	L	5-11
2/27	vs. Ball State ~	L	3-9
2/28	vs. Kent State ~	L	6-7
3/2	at Milwaukee Brewers+	L	2-11
3/4	at Arkansas State	L	3-13
3/5	at Arkansas State	L	4-7
3/5	at Arkansas State	L	1-8
3/6	at Arkansas State	W	9-2
3/11	at Kansas State	W	14-1
3/12	at Kansas State	L	1-3
3/13	at Kansas State	L	0-7
3/18	at Illinois State	W	8-5
3/19	at Illinois State	W	4-3
3/20	at Illinois State	W%	4-1
3/25	at Youngstown State*	W	10-3
3/26	at Youngstown State*	W	1-0
3/26	at Youngstown State*	W	22-3
4/3	vs. Valparaiso*	L	3-7
4/3	vs. Valparaiso*	W	6-5
4/6	at Iowa	L	1-9
4/9	vs. Wright State*	W	2-0
4/10	vs. Wright State*	L	2-9
4/13	at Chicago State	W	12-9
4/15	at UIC*	W	7-2
4/16	at UIC*	L	3-10
4/17	at UIC*	L	5-6
4/19	at Northern Illinois	W	7-6
4/20	Edgewood	W	7-5
4/23	at Valparaiso*	L	3-5
4/23	at Valparaiso*	L	6-7
4/24	UIC*	L%	2-3
4/24	UIC*	W	5-1
4/26	MSOE	W	15-6
4/29	Northern Kentucky*	W	6-0
4/30	Northern Kentucky*	W	8-0
5/1	Northern Kentucky* ^	L	0-3
5/3	Chicago State	W	6-2
5/4	Parkside	W	12-2
5/6	Oakland*	W	8-0
5/6	Oakland*	L	5-9
5/7	Youngstown State*	W	4-3
5/7	Youngstown State*	W	6-0
5/11	Illinois State	W	4-3
5/13	at Northern Kentucky*	W	7-3
5/13	at Northern Kentucky*	W	5-4
5/14	at Wright State*	W	5-1
5/14	at Wright State*	L	1-6
5/17	Northern Illinois	L	3-7
5/19	at Oakland*	W	7-3
5/20	at Oakland*	W	8-4
5/21	at Oakland*	L%	5-6
5/26	vs. Valparaiso #	W	9-6
5/27	at Wright State #	L	1-5
5/27	vs. Valparaiso #	L	7-12

~ Games played in Winter Haven, Fla.
+ Exhibition played in Phoenix, Ariz.

2015 **39-20 (16-13/3rd)**

Scott Doffek			Horizon
2/13	vs. Maine ~	W	10-0
2/14	vs. Maine ~	W	12-3
2/14	vs. Maine ~	W	11-7
2/15	vs. Maine ~	L	4-6
2/27	at Grand Canyon	L	1-2
2/27	at Grand Canyon	L%	9-10
2/28	at Grand Canyon	W	11-1
2/28	at Grand Canyon	W	3-2
3/4	at Milwaukee Brewers+	L	0-8
3/6	at Missouri	W	7-4
3/7	at Missouri	W	5-1
3/8	at Missouri	W	3-1
3/14	vs. Youngstown State* !	W	6-5
3/14	vs. Youngstown State* !	L	3-5
3/15	vs. Youngstown State* !	W%	9-6
3/20	at Wright State*	L	0-1
3/21	at Wright State*	L	2-3
3/22	at Wright State*	L%	5-6
3/28	at Oakland*	L%	9-10
3/28	at Oakland*	W	13-4
3/31	at Northern Illinois	W	13-11
4/2	Valparaiso*	L%	10-11
4/3	Valparaiso*	W	7-6
4/4	Valparaiso*	W	7-3
4/7	Superior	W	7-0
4/8	at #15 Iowa	W	4-3
4/11	UIC*	W	4-1
4/12	UIC*	L	0-5
4/12	UIC*	L	3-4
4/14	at Western Illinois	L	4-6
4/14	at Western Illinois	W	7-1
4/15	Chicago State	W	15-11
4/17	Youngstown State*	W	16-8
4/18	Youngstown State*	W	6-5
4/19	Youngstown State*	W	4-3
4/21	at Northwestern	L	5-9
4/22	Wisconsin Lutheran	W	7-6
4/24	at UIC*	L	2-11
4/26	at UIC*	W	7-2
4/26	at UIC*	L%	2-3
4/28	Edgewood	W	23-2
4/29	Bradley	W%	6-5
5/1	at Valparaiso*	L	0-6
5/2	at Valparaiso*	W	8-5
5/3	at Valparaiso*	W	8-6
5/5	MSOE	W	7-3
5/6	vs. Chicago State $	W	4-3
5/8	Wright State*	L	1-7
5/9	Wright State*	L	6-14
5/9	Wright State*	W	5-4
5/12	Northern Illinois	W	11-2
5/14	Oakland*	W	5-0
5/15	Oakland* ^	W	5-0
5/16	Oakland*	W	7-4
5/20	vs. Oakland #	W	15-11
5/21	vs. Wright State #	L	4-10
5/21	vs. Valparaiso #	W	14-2
5/22	vs. UIC #	W%	5-4
5/23	vs. Wright State #	W	5-4
5/23	vs. Wright State #	L	4-17

~ Games played in Winter Haven, Fla.
+ Exhibition played in Phoenix, Ariz.
! Games played in Westfield, Ind.
$ Game played in Joliet, Ill.

2014 **21-29 (10-14/4th)**

Scott Doffek			Horizon
2/14	at Bakersfield	L	4-8
2/15	at Bakersfield	L	3-8
2/16	at Bakersfield	L	3-9
2/21	vs. Omaha ~	W	5-4
2/21	vs. Ball State ~	L	1-3
2/22	vs. Kansas ~	L	8-9
2/23	vs. St. Bonaventure ~	W	14-3
3/8	vs. Akron !	W	10-4
3/8	at Austin Peay	L	4-5
3/9	vs. Akron !	L	5-13
3/9	at Austin Peay	L	7-12
3/18	at Missouri	L	5-7
3/19	at Missouri	L	3-4
3/26	vs. Edgewood+	W	4-1
3/29	at UIC*	L	2-8
3/30	at UIC*	W%	10-8
3/30	at UIC*	L	4-10
4/1	at Chicago State	W	12-8
4/5	Oakland*	W	4-3
4/5	Oakland*	W	4-3
4/6	Oakland*	W	8-2
4/9	at Northern Illinois	W	3-2
4/11	at Wright State*	L	4-5
4/12	at Wright State*	L	6-11
4/13	at Wright State*	L%	5-6
4/16	MSOE	W	13-1
4/17	Valparaiso*	L	0-4
4/18	Valparaiso*	W	3-0
4/19	Valparaiso*	W	5-0
4/22	at Parkside	W	13-3
4/23	at Northern Illinois	L	2-3
4/25	Youngstown State*	W	13-3
4/26	Youngstown State*	W	7-5
4/27	Youngstown State*	L	2-5
5/2	at UIC*	L	1-4
5/3	at UIC*	L	7-15
5/4	at UIC*	L	3-5
5/6	Chicago State	W	7-5
5/6	Chicago State	L	6-9
5/7	Wisconsin Lutheran	L	1-3
5/10	at Oakland*	L	1-8
5/10	at Oakland*	L	6-9
5/11	at Oakland*	W	14-6
5/15	Wright State* ^	L	6-13
5/16	Wright State*	L%	2-4
5/17	Wright State*	W	4-1
5/21	vs. Oakland #	W	4-2
5/22	vs. UIC #	W	12-4
5/23	vs. Youngstown State #	L	5-11
5/24	vs. Wright State #	L%	3-4

~ Games played in Port Charlotte, Fla.
! Games played in Clarksville, Tenn.
+ Game played in Kenosha, Wis.

2013 **29-21 (14-7/1st)**

Scott Doffek			Horizon
2/15	at New Mexico State	L%	3-4
2/15	at New Mexico State	W	11-0
2/16	at New Mexico State	W	13-8
2/16	at New Mexico State	L	8-16
2/22	at #20 Miami (FL)	L	1-6
2/23	at #20 Miami (FL)	L	1-6
2/24	at #20 Miami (FL)	L	6-7
3/3	at Evansville	L	1-13
3/4	at Evansville	W	5-4
3/4	at Evansville	L	3-7
3/8	at Austin Peay ~	L%	3-4
3/9	vs. UALR ~	W	10-7
3/10	vs. Creighton ~	L	6-14
3/15	at Wright State*	W	4-1
3/15	at Wright State*	L	3-9
3/16	at Wright State*	W	15-2
3/22	at UIC*	W	4-0
3/23	at UIC*	W	10-0
3/23	at UIC*	L	5-6
3/29	vs. Valparaiso* +	W	2-0
3/30	vs. Valparaiso* +	W	7-5
3/30	vs. Valparaiso* +	W	8-2
4/3	at Northern Illinois	L	6-10
4/5	at Youngstown State*	W	14-4
4/6	at Youngstown State*	L	1-10
4/7	at Youngstown State*	L	2-6
4/12	at Saint Louis	W	4-0
4/13	at Saint Louis	L	2-4
4/14	at Saint Louis	L	4-8
4/24	Northwestern ^	W	5-0
4/25	Carroll	W	17-3
4/26	UIC*	W	8-2
4/27	UIC*	W	9-3
4/28	UIC*	W	5-4
4/30	at Iowa	W	10-3
5/1	Chicago State	W	4-3
5/2	Cardinal Stritch	W	3-1
5/3	at Valparaiso*	L	3-5
5/4	at Valparaiso*	L	7-10
5/5	at Valparaiso*	L	6-7
5/6	Wisconsin Lutheran	W	15-1
5/8	at Minnesota	W	2-1
5/11	Youngstown State*	W	12-7
5/11	Youngstown State*	W	8-0
5/12	Youngstown State*	W	8-3
5/14	Northern Illinois	W	10-2
5/14	Northern Illinois	W%	2-1
5/24	vs. Wright State #	W	6-1
5/25	vs. Valparaiso #	L	4-6
5/25	vs. Wright State #	L	6-11

~ Games played in Clarksville, Tenn.
+ Games played in Chicago, Ill.

2012 **27-27 (18-11/3rd)**

Scott Doffek			Horizon
2/17	at #22 East Carolina	L	0-4
2/18	at #22 East Carolina	L	1-16
2/18	at #22 East Carolina	L	3-6

** League Game // ^ Game Played at Miller Park // # Horizon League Tournament // % Extra Innings*
Home Games at Simmons Field (1992-93), Hank Aaron Field (1994-2019), Franklin Field (2020-Present) Unless otherwise noted

2/24	at Minnesota	L	0-1
2/25	at Minnesota	L	3-5
2/25	at Minnesota	W%	3-1
2/26	at Minnesota	W	6-1
3/1	vs. San Francisco ~	W	6-5
3/2	at San Diego State ~	L	4-7
3/3	vs. #22 Cal Poly ~	L	2-6
3/4	vs. San Diego ~	L	1-4
3/9	at UALR	L	5-12
3/10	at UALR	L	3-10
3/10	at UALR	W%	10-5
3/16	at Youngstown State*	W	5-4
3/17	at Youngstown State*	W	7-2
3/18	at Youngstown State*	L%	3-4
3/24	at Valparaiso*	L	0-7
3/24	at Valparaiso*	L%	0-1
3/25	at Valparaiso*	L	2-3
3/27	at Northern Illinois	L	4-5
3/31	UIC*	L	0-1
3/31	UIC*	W	7-1
4/1	UIC*	W	7-3
4/4	Cardinal Stritch	W	8-6
4/5	Butler*	W	14-2
4/6	Butler*	L	2-3
4/7	Butler*	W	16-4
4/11	Wisconsin Lutheran	W	13-2
4/13	at Wright State*	L%	9-10
4/15	at Wright State*	L	3-8
4/15	at Wright State*	W	9-7
4/17	at Northwestern	L%	3-4
4/21	Youngstown State*	W	3-2
4/21	Youngstown State*	W	8-1
4/22	Youngstown State*	W	5-2
4/24	at Northern Illinois	W	13-2
4/27	Valparaiso*	L	3-9
4/29	Valparaiso*	L	1-4
4/29	Valparaiso*	L	1-2
5/1	at Iowa	L	9-10
5/4	at UIC*	W	8-7
5/5	at UIC*	W	7-4
5/9	Northwestern ^	W	6-4
5/11	at Butler*	W	7-3
5/12	at Butler*	W	14-5
5/13	at Butler*	W	13-5
5/15	Northern Illinois	L	4-10
5/17	Wright State*	W	7-6
5/18	Wright State*	W	9-3
5/19	Wright State*	W	9-3
5/23	vs. Youngstown State #	L	4-8
5/24	vs. Butler #	W	19-2
5/25	vs. Wright State #	L%	2-1

~ Games played in San Diego, Calif.

2011 28-28-1 (15-10-1/3rd)

Scott Doffek			Horizon
2/18	at Tennessee	L	0-4
2/19	at Tennessee	L	6-7
2/20	at Tennessee	W	9-6
2/26	vs. Illinois State ~	L	3-13
2/27	vs. Illinois State ~	L%	8-13
3/4	at #16 Arkansas	L	6-15
3/5	at #16 Arkansas	L	9-13
3/6	at #16 Arkansas	L	3-7
3/10	at San Jose State	L	5-14
3/11	vs. UC Davis +	L	1-3
3/12	at Santa Clara	W	3-0
3/13	at San Jose State	L	4-11
3/18	at Ohio	L%	3-4
3/19	at Ohio	W	7-2
3/19	at Ohio	L	4-6
3/20	at Ohio	L%	2-3
3/25	at IPFW	W	5-4
3/26	at IPFW	L	4-5
3/27	at IPFW	W%	5-1
3/27	at IPFW	L	0-3
4/1	Butler*	W	4-0
4/2	Butler*	L	1-4
4/2	Butler*	W	6-5
4/5	at Northwestern	W	10-4
4/8	at UIC*	W	4-3
4/9	at UIC*	W	10-1
4/9	at UIC*	W	6-5
4/12	Carroll	W	4-1
4/12	St. Norbert	W	11-0
4/15	at Cleveland State*	W	8-3
4/15	at Cleveland State*	L	4-8
4/16	at Cleveland State*	W	5-2
4/21	Cardinal Stritch	W	7-5
4/22	Wright State*	L%	3-6
4/23	Wright State*	L	4-8
4/23	Wright State*	L	0-8
4/29	Youngstown State* ^	L%	2-3
4/29	Youngstown State* ^	W	8-0
4/30	Cleveland State*	L	0-5
4/30	Cleveland State*	W	3-0
5/3	Wisconsin Lutheran	W	11-3
5/4	at Iowa	W	4-3
5/6	at Youngstown State*	W	16-6
5/7	at Youngstown State*	W%	3-2
5/7	at Youngstown State*	L	9-12
5/14	at Valparaiso*	W	7-3
5/14	at Valparaiso*	W	7-3
5/15	at Butler*	L	1-2
5/15	at Butler*	T	11-11
5/17	Northern Illinois	L	7-11
5/17	Northern Illinois	W	13-6
5/19	Valparaiso*	W%	4-3
5/20	Valparaiso*	W%	6-5
5/20	Valparaiso*	L	2-14
5/25	vs. Youngstown State #	L	2-4
5/27	vs. Butler #	W	5-0
5/27	vs. UIC #	L	0-1

~ Games played in Clarksville, Tenn.
+ Game played in San Jose, Calif.

2010 33-26 (17-8/2nd)

Scott Doffek			Horizon
2/26	at Arkansas State	L	5-6
2/27	at Arkansas State	L%	3-4
2/27	at Arkansas State	L	4-11
2/28	at Arkansas State	L	3-8
3/3	at Minnesota	W	13-6
3/5	at Austin Peay ~	L	1-9
3/6	vs. SIUE ~	W	20-2
3/6	vs. SIUE ~	W	6-5
3/7	vs. Dayton ~	W	6-0
3/12	at #14 Arkansas	L	6-14
3/13	at #14 Arkansas	L	0-7
3/14	at #14 Arkansas	L%	2-3
3/19	at #25 Kansas State	L	0-4
3/19	at #25 Kansas State	L	1-2
3/24	at Northern Illinois	L	5-7
3/26	at UIC*	L	5-6
3/27	at UIC*	W	13-5
3/27	at UIC*	L	4-10
3/30	Parkside	W	6-2
3/30	Parkside	W	10-4
4/2	Cleveland State*	W	4-1
4/3	Cleveland State*	W	5-3
4/3	Cleveland State*	W	7-5
4/9	Wisconsin Lutheran	W	17-4
4/9	St. Norbert	W	14-4
4/13	at Iowa	L	3-9
4/17	at Butler*	L	2-11
4/17	at Butler*	W	14-4
4/18	at Butler*	L	12-20
4/21	at Bradley	W	12-6
4/21	at Bradley	W	20-2
4/23	at Youngstown State*	L	7-8
4/23	at Youngstown State*	W	9-8
4/25	at Cleveland State*	W	6-5
4/28	Northwestern ^	W	9-0
4/28	Northwestern ^	L	1-4
4/30	Valparaiso*	L	3-17
5/1	Valparaiso*	W%	7-5
5/1	Valparaiso*	W	3-0
5/4	Cardinal Stritch	W	7-6
5/7	at Wright State*	W	9-6
5/8	at Wright State*	L	3-20
5/8	at Wright State*	W	10-7
5/12	Northern Illinois ^	L	3-5
5/14	Butler*	W	5-4
5/14	Butler*	W	6-5
5/15	UIC*	L	7-11
5/15	UIC*	W	10-3
5/18	at Northern Illinois	L	6-21
5/20	Youngstown State*	W	9-4
5/22	Youngstown State*	W	8-5
5/22	Youngstown State*	W%	8-7
5/27	vs. Valparaiso #	W	3-1
5/28	vs. Wright State #	L	0-1
5/29	vs. Valparaiso #	W	3-1
5/29	vs. Wright State #	W	14-7
5/30	vs. Wright State #	W	6-3
6/4	at #1 Arizona State $	L	2-6
6/5	vs. #15 San Diego $	L	1-22

~ Games played in Clarksville, Tenn.
$ NCAA Regional at Tempe, Ariz.

2009 28-27 (14-9/2nd)

Scott Doffek			Horizon
2/20	at #6 Arizona State	L	3-15
2/21	at #6 Arizona State	L	5-13
2/21	at #6 Arizona State	L	1-14
2/22	at #6 Arizona State	L	0-11
2/27	vs. #25 Michigan ~	W	19-11
2/28	vs. Akron ~	W	9-7
3/1	at Jacksonville ~	W	10-9
3/6	at #25 Louisville	L	6-19
3/7	vs. Eastern Illinois +	L	3-4
3/7	at #25 Louisville	L	7-8
3/8	vs. Eastern Illinois +	L	4-16
3/13	at Austin Peay	L	8-10
3/14	at Austin Peay	L	4-7
3/14	at Austin Peay	W	3-2
3/15	at Austin Peay	L	1-5
3/18	at Central Michigan	L	12-13
3/18	at Central Michigan	L	3-5
3/26	at Valparaiso*	W	6-5
3/27	at Valparaiso*	L	2-4
3/27	at Valparaiso*	L	5-7
4/1	at Northern Illinois	L	3-5
4/3	UIC*	W	6-3
4/4	UIC*	L	3-7
4/4	UIC*	W	11-4
4/7	Chicago State	W	16-2
4/7	Chicago State	W	11-0
4/10	Wright State*	W	16-6
4/11	Wright State*	W	8-5
4/11	Wright State*	W	8-7
4/14	at #23 Minnesota	L	2-12
4/15	Wisconsin Lutheran	W	16-2
4/17	at Youngstown State*	W	4-3
4/18	at Youngstown State*	W	12-3
4/18	at Youngstown State*	L	7-8
4/23	Cardinal Stritch	W	7-3
4/28	Northern Illinois	W	5-2
4/28	Northern Illinois	W	6-4
4/29	at Northwestern	W	7-2
5/2	at Cleveland State*	L	2-3
5/2	at Cleveland State*	W%	10-7
5/3	at Cleveland State*	W	12-1
5/3	at Cleveland State*	L	3-5
5/5	at Iowa	L	4-11
5/8	at UIC*	L	4-5
5/8	at UIC*	L	3-6
5/9	at Butler*	W	3-2
5/9	at Butler*	L	6-7
5/12	vs. Northern Illinois $	W	7-6
5/14	Butler* ^	W	6-5
5/14	Butler* ^	W	7-6
5/15	Butler*	W	6-0
5/21	vs. Wright State #	L	4-20
5/22	vs. Valparaiso #	W	10-7
5/22	at Cleveland State #	W	6-5
5/23	vs. UIC #	L	3-18

~ Games played in Jacksonville, Fla.
+ Games played in Louisville, Ky.
$ Game played in Rockford, Ill.

2008 25-36 (11-15/5th)

Scott Doffek			Horizon
2/22	at Jacksonville ~	L	8-20
2/23	vs. UNC Wilmington ~	L	3-6
2/24	vs. Richmond ~	W	5-2
2/29	at St. Mary's (CA)	L	4-9
3/1	at St. Mary's (CA)	L	1-5
3/1	at St. Mary's (CA)	L	4-5
3/2	at St. Mary's (CA)	L	1-7
3/8	at Centenary	L	4-8
3/8	at Centenary	L	7-8
3/9	at Centenary	L	6-8
3/9	at Centenary	L	1-2
3/14	at Austin Peay	W	12-7
3/15	at Austin Peay	W	10-5
3/16	at Austin Peay	L	4-6
3/22	at UIC*	L	8-9
3/23	at UIC*	L	1-2
3/23	at UIC*	L	4-5
3/26	at Notre Dame	L	3-14
3/28	at Butler*	W	20-10
3/29	at Butler*	L	10-22
3/29	at Butler*	W	12-4
4/2	at Northern Illinois	L%	2-3
4/4	at Southern Illinois	L	9-10
4/5	at Southern Illinois	L	4-5
4/6	at Southern Illinois	L	2-5
4/9	at Chicago State	W%	10-9
4/9	at Chicago State	W	9-7
4/11	vs. Cleveland State* +	W	7-6
4/11	vs. Cleveland State* +	L	18-24
4/13	vs. Cleveland State* +	W	6-5
4/15	Bradley	W	4-3
4/15	Bradley	W	4-2
4/19	at Cleveland State*	L	4-7
4/19	at Cleveland State*	W	4-3
4/20	at Youngstown State*	L%	9-10
4/20	at Youngstown State*	L	3-10
4/22	at Iowa	W	13-5
4/25	at Wright State*	W	13-10
4/26	at Wright State*	L	2-8
4/26	at Wright State*	L	11-19
4/29	Northern Illinois	L	3-5
4/30	at Northwestern	W	6-5
5/2	Valparaiso*	L	6-7
5/3	Valparaiso*	W	13-5
5/3	Valparaiso*	L	3-20
5/6	Chicago State	L	7-13
5/6	Chicago State	W	4-3
5/7	at UNI	L	6-9
5/9	UIC*	W	6-3
5/9	UIC*	L	3-7
5/10	Butler*	W	12-1
5/10	Butler*	W	9-5
5/15	Youngstown State* ^	L	6-8
5/15	Youngstown State* ^	L%	4-5
5/16	Youngstown State*	W	9-8
5/21	vs. Cleveland State #	W%	10-7
5/22	vs. Wright State #	W	20-3
5/23	vs. UIC #	L	5-7
5/24	vs. Valparaiso #	W	8-3
5/24	vs. UIC #	W	7-2
5/25	vs. UIC #	L	3-16

~ Games played in Jacksonville, Fla.
+ Games played in Chicago, Ill.

** League Game // ^ Game Played at Miller Park // # Horizon League Tournament // % Extra Innings*
Home Games at Simmons Field (1992-93), Hank Aaron Field (1994-2019), Franklin Field (2020-Present) Unless otherwise noted

GAME-BY-GAME RESULTS

2007 **25-32 (16-14/3rd)**

Scott Doffek			Horizon
2/18	at #6 Arkansas	L	3-8
2/18	at #6 Arkansas	L	2-28
2/19	at #5 Arkansas	L	1-8
3/2	at #21 Kentucky	L	3-16
3/3	at #21 Kentucky	L	3-7
3/4	at #21 Kentucky	L	2-18
3/9	at Austin Peay	L	1-3
3/10	at Austin Peay	L	4-5
3/11	at Austin Peay	L	0-14
3/16	at Hawaii	L	2-9
3/17	at Hawaii	L	3-10
3/17	at Hawaii	L	3-5
3/18	at Hawaii	L	2-9
3/23	at UIC*	L	8-9
3/24	at UIC*	W	3-1
3/24	at UIC*	W	9-2
3/27	at Chicago State	L%	1-2
3/27	at Chicago State	W	11-4
3/30	at Wright State*	W	13-6
3/30	at Wright State*	L	3-12
3/31	at Wright State*	W	2-1
4/7	Butler* ^	L	2-5
4/7	Butler* ^	W	1-0
4/10	UIC*	L	4-8
4/10	UIC*	L	1-12
4/15	Youngstown State*	W	3-0
4/15	Youngstown State*	L	2-3
4/17	UIC*	L	11-14
4/20	at Cleveland State*	W	11-5
4/21	at Cleveland State*	L	3-10
4/21	at Cleveland State*	W	2-1
4/24	at Northwestern	L	7-10
4/28	Wright State*	L	4-12
4/28	Wright State*	W	12-8
4/29	Wright State*	L	1-7
5/1	Carroll	W	9-1
5/1	Carroll	W	11-4
5/2	Northern Illinois	L	9-10
5/2	Northern Illinois	W	11-1
5/4	Cleveland State*	W	12-4
5/5	Cleveland State*	W	11-3
5/5	Cleveland State*	W	10-1
5/8	Chicago State	W	10-2
5/8	Chicago State	W	12-1
5/9	MSOE	W	17-7
5/11	at Youngstown State*	W%	6-3
5/11	at Youngstown State*	L	8-9
5/12	at Youngstown State*	W	5-3
5/12	at Youngstown State*	L	3-4
5/18	at Butler*	L	7-8
5/18	at Butler*	L	4-11
5/19	at Butler*	W%	2-1
5/19	at Butler*	W	6-2
5/23	vs. Youngstown State #	W	16-6
5/24	vs. Wright State #	L	13-17
5/25	vs. Youngstown State #	W	9-0
5/26	vs. Wright State #	L%	11-12

2006 **32-25 (18-12/2nd)**

Jerry Augustine			Horizon
2/10	at St. Mary's (CA)	W	2-0
2/11	at St. Mary's (CA)	L	4-16
2/11	at St. Mary's (CA)	L	2-5
2/12	at St. Mary's (CA)	L	3-7
2/24	at Evansville $	L%	5-6
2/25	vs. Eastern Illinois $	L	2-3
2/26	vs. Northern Illinois $	W	9-8
3/3	at #20 Missouri	L	3-14
3/4	at #20 Missouri	L	5-9
3/5	at #20 Missouri	W	7-2
3/18	vs. Akron !	W	20-12
3/19	vs. Akron !	W	15-9
3/19	at Western Kentucky	L	13-14
3/24	at UIC*	L	2-5
3/25	at UIC*	W%	11-10
3/25	at UIC*	L	3-5
3/28	at Northern Iowa	W	4-2
4/1	at Wright State*	W	11-6
4/1	at Wright State*	L	1-5
4/2	at Wright State*	L	0-2
4/4	at Indiana State	L	7-14
4/4	at Indiana State	W	15-9
4/8	Butler* ^	W	3-2
4/8	Butler* ^	W%	3-1
4/9	Butler*	W	4-2
4/11	UIC*	L	2-24
4/11	UIC*	L	5-8
4/12	at Chicago State	W	26-12
4/15	Youngstown State*	W	7-4
4/15	Youngstown State*	L	10-12
4/16	Youngstown State*	L	8-12
4/18	UIC*	W%	7-6
4/22	at Cleveland State*	L	4-6
4/22	at Cleveland State*	W	16-0
4/23	at Cleveland State*	W	11-6
4/25	at Northwestern	W%	5-4
4/27	Carroll College	W	7-5
4/28	Wright State*	W	11-8
4/29	Wright State*	W	6-3
4/29	Wright State*	L	3-4
5/2	Northern Illinois	L	7-8
5/6	Cleveland State*	W	14-1
5/6	Cleveland State*	W	6-0
5/7	Cleveland State*	W%	11-10
5/10	at Bradley	W	6-1
5/10	at Bradley	W	5-4
5/13	at Youngstown State*	L%	3-4
5/13	at Youngstown State*	L	3-6
5/14	at Youngstown State*	W	9-5
5/16	Chicago State	L	3-5
5/16	Chicago State	W	17-5
5/19	at Butler*	W	12-5
5/20	at Butler*	W	8-3
5/20	at Butler*	W	9-5
5/25	at Wright State #	L	3-20
5/26	vs. Cleveland State #	W	8-3
5/26	vs. UIC #	L	6-14

$ Games played in Evansville, Ind.
! Games played in Bowling Green, Ky.

2005 **26-31 (12-8/3rd)**

Jerry Augustine			Horizon
2/25	at Austin Peay $	L	1-9
2/26	vs. Akron $	L	3-5
2/27	vs. Valparaiso $	W%	8-7
3/4	at Arkansas State	W	7-3
3/5	at Arkansas State	L	3-6
3/6	at Arkansas State	L%	2-3
3/11	at Oklahoma State	L	0-11
3/12	at Oklahoma State	L	3-20
3/13	at Oklahoma State	L	1-5
3/19	vs. Rhode Island!	W	12-9
3/20	vs. Vermont!	L	1-2
3/20	vs. Ohio State !	L	1-4
3/21	vs. Cornell !	L	7-8
3/22	vs. Cornell !	L	5-6
3/24	vs. Illinois !	W	4-1
4/2	at Illinois State	W	8-6
4/2	at Illinois State	L	3-6
4/3	at Illinois State	W	10-6
4/6	IPFW	W	26-21
4/6	IPFW	W	10-8
4/8	Butler*	W	7-6
4/9	Butler*	L	1-7
4/9	Butler*	W	2-1
4/10	Butler*	W	10-6
4/13	Valparaiso ^	W	12-4
4/15	at UIC*	W	8-6
4/16	at UIC*	L	2-12
4/16	at UIC*	W	10-6
4/17	at UIC*	L	11-14
4/20	at #28 Creighton	L	2-3
4/20	at #28 Creighton	L	1-9
4/22	Cleveland State*	L	5-13
4/23	Cleveland State*	W	4-3
4/24	Cleveland State*	W	9-1
4/24	Cleveland State*	W	10-9
4/26	at Northwestern	L	6-18
4/29	at Chicago State	L	5-7
5/4	at Iowa	L	1-5
5/4	at Iowa	L	2-8
5/6	Wright State*	W	8-2
5/7	Wright State*	W	7-4
5/7	Wright State*	W	14-6
5/8	Wright State*^	L	1-15
5/10	at Western Michigan	L	5-13
5/10	at Western Michigan	L	7-15
5/18	IPFW	L	4-6
5/18	IPFW	W	5-4
5/20	at Youngstown State*	L	1-9
5/21	at Youngstown State*	L	0-1
5/21	at Youngstown State*	L%	4-5
5/22	at Youngstown State*	W	12-7
5/25	vs. Butler #	W	7-5
5/26	vs. Youngstown State #	L	3-4
5/27	vs. Wright State #	W	4-0
5/28	vs. Youngstown State #	W	12-10
5/28	vs. UIC #	W	8-4
5/29	vs. UIC #	L	6-9

$ Games played in Clarksville, Tenn.
! Games played in Bradenton, Fla.

2004 **23-30 (9-10/5th)**

Jerry Augustine			Horizon
3/5	at Kansas	L	6-22
3/6	at Kansas	W	9-7
3/7	at Kansas	L	7-8
3/12	at Saint Louis	W	9-8
3/13	at Saint Louis	L	3-7
3/13	at Saint Louis	L%	7-8
3/19	vs. Massachusetts !	L	5-11
3/19	vs. Bucknell !	W	7-6
3/20	vs. Indiana !	L	10-11
3/21	vs. Dartmouth !	L	1-4
3/22	vs. Wright State !	L	4-5
3/23	vs. Dartmouth !	W	8-3
3/27	at Indiana State	W	5-4
3/27	at Indiana State	W	7-4
3/28	at Indiana State	W	10-9
3/30	at #20 Nebraska	L	0-10
3/31	at #20 Nebraska	L	0-9
4/6	at Northern Illinois	W	2-1
4/6	at Northern Illinois	L	10-14
4/9	at Butler*	L	5-12
4/10	at Butler*	L	0-2
4/10	at Butler*	W	6-5
4/11	at Butler*	W	6-2
4/14	vs. Omaha &	L	11-15
4/14	at Creighton	L	4-8
4/16	UIC*	W	10-8
4/17	UIC*	L	1-5
4/17	UIC*	L	0-3
4/18	UIC*	W	4-3
4/20	Bradley	L	6-16
4/22	at Valparaiso	W%	4-3
4/23	at Cleveland State*	W	6-4
4/24	at Cleveland State*	L	0-5
4/24	at Cleveland State*	L	0-5
4/27	at Northwestern	L	4-15
4/28	Chicago State	W	6-2
5/1	Detroit*	W	7-3
5/1	Detroit*	L	14-15
5/2	Detroit* ^	L%	3-4
5/2	Detroit* ^	W	2-1
5/4	at Chicago State	W	19-10
5/4	at Chicago State	W	15-8
5/7	at Wright State*	W%	5-4
5/8	at Wright State*	L	0-5
5/8	at Wright State*	L	6-10
5/9	at Wright State*	W	4-3
5/15	at Southern Illinois	W	8-2
5/15	at Southern Illinois	L	4-5
5/16	at Southern Illinois	L%	8-9
5/18	Western Michigan	L	8-13
5/26	vs. Wright State #	W	11-3
5/27	vs. UIC #	L	6-9
5/27	vs. Butler #	L	12-15

! Games played in Bradenton, Fla.
& Game Played at Creighton

2003 **25-25 (13-10/3rd)**

Jerry Augustine			Horizon
2/21	at Austin Peay	L	1-5
2/21	at Austin Peay	L	2-4
3/7	at #12 Nebraska	L	0-8
3/7	at #12 Nebraska	L	6-9
3/18	vs. Rider !	L	3-5
3/19	vs. St. Peter's !	W	6-4
3/19	vs. St. Peter's !	W	27-7
3/20	vs. Rider !	L	6-12
3/20	vs. Stony Brook !	W	13-5
3/21	vs. Stony Brook !	W	9-7
3/22	vs. Stony Brook !	L	8-18
3/22	vs. Harvard !	W	6-3
3/30	at Northern Iowa	W	7-6
3/30	at Northern Iowa	W%	6-5
3/31	at Northern Iowa	L	3-6
4/2	at Bradley	L	3-5
4/2	at Bradley	W	16-10
4/5	Valparaiso ^	W	8-4
4/5	Valparaiso ^	W	6-0
4/11	at Wright State*	L	4-5
4/12	at Wright State*	W	6-0
4/12	at Wright State*	L	1-4
4/13	at Wright State*	L	0-4
4/18	Butler*	W	3-2
4/19	Butler*	L%	10-14
4/20	Butler*	W	2-1
4/20	Butler*	W	7-3
4/22	at Chicago State	L	4-6
4/22	at Chicago State	W	7-3
4/24	at Parkside	L	2-9
4/24	at Parkside	W	7-6
4/25	Cleveland State*	W	11-8
4/26	Cleveland State*	W	7-1
4/26	Cleveland State*	W	5-2
4/26	Cleveland State*	W	4-1
4/29	at Northwestern	L	10-13
5/3	at Detroit*	L	2-3
5/3	at Detroit*	W	11-5
5/4	at Detroit*	L	2-6
5/4	at Detroit*	L	1-4
5/6	at Valparaiso	L	1-6
5/9	Youngstown State*	W	8-3
5/10	Youngstown State*	L	3-6
5/10	Youngstown State*	W	5-4
5/16	at UIC*	L	2-13
5/17	at UIC*	W	4-2
5/17	at UIC*	W	2-1
5/18	at UIC*	L	2-4
5/22	vs. Youngstown State #	L	6-9
5/23	vs. UIC #	L	4-6

! Games played in Homestead, Fla.

2002 **36-20 (15-8/2nd)**

Jerry Augustine			Horizon
2/22	at Kansas	L	1-4
2/23	at Kansas	L	7-8
2/23	at Kansas	L	1-13
3/15	vs. Radford !	W	2-0
3/15	vs. Chicago State !	W	10-9
3/16	vs. Cornell !	W	9-8
3/17	vs. Rider !	L	5-6
3/18	vs. Rider !	W	11-4
3/18	vs. Kansas State !	L	7-8
3/20	at Miami (FL)	L	3-10

** League Game // ^ Game Played at Miller Park // # Horizon League Tournament // % Extra Innings*
Home Games at Simmons Field (1992-93), Hank Aaron Field (1994-2019), Franklin Field (2020-Present) Unless otherwise noted

GAME-BY-GAME RESULTS

3/24	at Illinois	L	1-2
3/27	at Northern Iowa	L	9-10
4/2	at #13 Nebraska	L	1-10
4/3	at #13 Nebraska	L	1-16
4/11	Wis. Lutheran	W	6-5
4/11	Wis. Lutheran	W	18-5
4/12	Wright State*	W	4-2
4/13	Wright State*	L	3-8
4/13	Wright State*	W	6-5
4/14	Wright State*	W	5-4
4/16	at Northern Illinois	W	6-3
4/18	at Valparaiso	W	8-4
4/20	at Butler*	L	2-5
4/21	at Butler*	L%	1-4
4/21	at Butler*	W	2-1
4/22	at Butler*	W	4-1
4/24	Bradley ^	W	5-4
4/24	Bradley ^	W	20-7
4/26	at Cleveland State*	L	2-3
4/27	at Cleveland State*	W	8-2
4/27	at Cleveland State*	W	4-3
4/28	at Cleveland State*	W	15-2
4/30	at Northwestern	W	6-5
5/2	Parkside	W	3-0
5/2	Parkside	W	8-5
5/3	Detroit*	W	7-4
5/4	Detroit*	W	13-3
5/4	Detroit*	W%	1-0
5/5	Detroit*	W	5-3
5/7	at Iowa	W	8-6
5/7	at Iowa	W	7-3
5/10	at Youngstown State*	W	7-6
5/11	at Youngstown State*	L	7-8
5/11	at Youngstown State*	W	6-0
5/15	Chicago State	W	6-2
5/15	Chicago State	W	9-4
5/17	UIC*	L	6-11
5/18	UIC*	W	3-1
5/18	UIC*	L	6-11
5/19	UIC*	L	5-10
5/23	at Cleveland State #	W	7-1
5/24	vs. Butler #	W	8-5
5/25	vs. UIC #	W	9-0
5/26	vs. UIC #	W	6-3
5/31	at #13 Nebraska $	L	2-7
6/1	vs. Missouri State $	L	1-6

! Games played in Homestead, Fla.
$ NCAA Regional at Lincoln, Neb.

2001 39-18 (16-4/1st)

Jerry Augustine			MCC
3/2	at Texas	L	1-8
3/4	at Texas	L	4-10
3/5	at Texas	L	3-9
3/10	at Evansville	L	6-7
3/10	at Evansville	L	5-7
3/11	at Evansville	W	9-8
3/17	vs. St. Francis (NY) !	W	16-5
3/18	vs. Northeastern !	W	11-4
3/18	vs. Cornell !	W	8-0
3/19	vs. Stony Brook !	W	14-1
3/19	vs. Drexel !	W	17-1
3/21	vs. Hartford !	W	12-6
3/22	vs. Stony Brook !	W	21-4
3/22	vs. Hartford !	W	11-7
3/28	at #8 Nebraska	L	2-16
3/28	at #8 Nebraska	L	10-16
4/3	at Northern Illinois	L	8-9
4/7	at Detroit*	W	6-4
4/7	at Detroit*	W	12-2
4/8	at Detroit*	W%	14-11
4/8	at Detroit*	W	13-1
4/12	at Valparaiso	L	7-8
4/13	at Creighton	L	3-4
4/14	at Creighton	W	4-0
4/14	at Creighton	L	3-5
4/18	at Whitewater	W	14-6
4/19	Chicago State	W	27-7
4/20	Cleveland State*	W	20-4
4/21	Cleveland State*	W	5-3
4/21	Cleveland State*	W	9-3
4/22	Cleveland State*	W	8-2
4/23	Lakeland	W	8-2
4/23	Lakeland	W	8-2
4/27	at UIC*	W	15-4
4/28	at UIC*	L	6-9
4/28	at UIC*	L	0-7
4/29	at UIC*	W	10-4
5/1	at Northwestern	W	13-5
5/2	at Parkside	L	4-19
5/2	at Parkside	W	12-11
5/4	at Wright State*	W	10-8
5/5	at Wright State*	L%	5-6
5/5	at Wright State*	W	19-2
5/6	at Wright State*	W	11-4
5/8	Eastern Illinois	W	14-4
5/8	Eastern Illinois	W	5-1
5/9	at Chicago State	W	18-12
5/11	Butler*	W	17-3
5/12	Butler*	W	7-0
5/12	Butler*	W%	3-2
5/13	Butler*	L	1-4
5/17	vs. Detroit #	W	16-0
5/18	vs. Wright State #	W	5-1
5/19	at UIC #	W	7-6
5/20	vs. Cleveland State #	W	4-1
5/25	at #8 Notre Dame $	L	4-12
5/26	vs. UC Santa Barbara $	L	12-13

$ NCAA Regional at South Bend, Ind.

2000 30-24 (12-6/t-1st)

Jerry Augustine			MCC
2/11	at McNeese State	L	4-10
2/12	vs New Orleans	L	3-17
2/13	vs Oral Roberts	L	5-7
3/3	at Creighton	L	1-5
3/4	at Creighton	L	4-7
3/4	at Creighton	L	3-18
3/12	at Eastern Kentucky	L	3-4
3/12	vs. Akron	L	3-8
3/20	at Jacksonville State	W	11-0
3/20	at Jacksonville State	W	13-3
3/22	at Samford	W	13-5
3/22	at Samford	L	17-20
3/23	at Ala.-Huntsville	W	9-7
3/24	at Middle Tenn. State	L	3-4
3/24	at Middle Tenn. State	L	3-4
3/25	at Middle Tenn. State	W	5-3
3/26	at Miami (OH)	L	2-8
3/26	at Miami (OH)	W	7-1
3/29	at #21 Notre Dame	W	14-3
3/30	at Valparaiso	W	7-1
4/3	Concordia (WI)	W	25-2
4/5	Wis. Lutheran	W	19-0
4/5	Wis. Lutheran	W	17-0
4/9	at Butler*	W	9-2
4/9	at Butler*	W	11-5
4/12	at Northwestern	L	7-12
4/14	Wright State*	L	6-13
4/15	Wright State*	W	17-2
4/15	Wright State*	W	5-4
4/16	Wright State*	L	4-20
4/24	at #15 Nebraska	L	0-11
4/24	at #15 Nebraska	L	5-8
4/25	at #15 Nebraska	W	9-7
4/26	Chicago State	W	7-4
4/28	UIC*	W	4-2
4/29	UIC*	W	4-1
4/29	UIC*	L	3-6
4/30	UIC*	L	4-7
5/2	Whitewater	W	8-0
5/3	at Eastern Illinois	L	0-3
5/3	at Eastern Illinois	W	12-8
5/5	Detroit*	W	5-3
5/6	Detroit*	W	10-3
5/6	Detroit*	W	4-1
5/7	Detroit*	W	7-3
5/9	Minnesota-Duluth	W	6-5
5/12	at Cleveland State*	L	4-9
5/13	at Cleveland State*	W	7-2
5/13	at Cleveland State*	W	11-1
5/14	at Cleveland State*	L	4-10
5/18	vs. Detroit #	W	10-9
5/19	vs. Butler #	L	6-12
5/20	vs. Cleveland State #	W	6-5
5/20	vs. UIC #	L	4-5

1999 31-29 (11-7/2nd)

Jerry Augustine			MCC
2/13	at Oklahoma State	L	9-13
2/14	at Oklahoma State	L	3-24
2/27	at Nebraska	L	7-8
2/28	at Nebraska	L	4-13
2/28	at Nebraska	L	5-10
3/5	at Creighton	L	8-9
3/5	at Creighton	L	4-5
3/12	at Murray State	L	7-9
3/14	at UAB	W	11-7
3/14	at UAB	L	3-4
3/15	at Jacksonville State	L	5-7
3/16	at Jacksonville State	L	5-6
3/17	at Tennessee Tech	W	18-13
3/18	at Belmont	L	9-11
3/19	at Middle Tenn. State	L	12-13
3/20	at Western Illinois	W	9-4
3/20	at Western Illinois	W	21-5
3/24	at Bradley	W	12-10
3/24	at Bradley	W	8-2
3/30	at Notre Dame	L	6-7
4/1	at Northern Illinois	W	15-3
4/1	at Northern Illinois	W	3-0
4/2	La Crosse	W	8-7
4/2	La Crosse	W	13-6
4/7	Parkside	L	0-7
4/7	Parkside	L	0-2
4/10	at Detroit*	L	0-1
4/10	at Detroit*	W	8-1
4/13	at Northwestern	L	5-9
4/14	Chicago State	W	9-8
4/14	Chicago State	L	7-8
4/17	Butler*	W	7-4
4/17	Butler*	W	11-7
4/18	Butler*	W	8-7
4/18	Butler*	L	4-7
4/20	Indiana State	L	4-9
4/23	at Wright State*	W	12-2
4/24	at Wright State*	W	4-0
4/24	at Wright State*	L	1-6
4/25	at Wright State*	W	13-5
4/28	Concordia (Wis.)	W	17-6
4/28	Concordia (Wis.)	W	26-7
4/30	Cleveland State*	L	6-8
5/1	Cleveland State*	W	8-2
5/1	Cleveland State*	L	5-9
5/2	Cleveland State*	L	2-6
5/4	at Chicago State	W	12-7
5/5	Valparaiso	W	12-5
5/7	at UIC*	W	12-0
5/8	at UIC*	W	7-3
5/8	at UIC*	L	3-6
5/9	at UIC*	W	5-4
5/14	at UIC #	L	7-12
5/15	vs. Detroit #	W	12-3
5/16	vs. Wright State #	W	3-2
5/17	at UIC #	W	10-2
5/17	vs. Butler #	W	10-2
5/28	vs. #1 Rice $	W	8-4
5/29	at #21 Texas Tech $	L	5-8
5/29	vs. #1 Rice $	L	1-27

$ NCAA Regional at Lubbock, Texas

1998 33-15-1 (14-6/2nd)

Jerry Augustine			MCC
2/21	at Nebraska	L	2-7
2/21	at Nebraska	L	2-9
2/22	at Nebraska	L	2-6
2/27	at Western Kentucky	L	0-5
2/27	at Western Kentucky	W	12-4
2/28	at Western Kentucky	W	9-7
3/12	at Belmont	T	13-13
3/13	at Samford	W	8-3
3/13	at Samford	W	10-9
3/14	at Samford	W	3-1
3/14	at Samford	W	21-12
3/24	at Minnesota	L	13-16
3/25	at Minnesota	W	13-11
3/27	UIC*	W	6-1
3/28	UIC*	W	13-6
3/28	UIC*	W	6-4
3/29	UIC*	W	9-5
4/2	Wisconsin Lutheran	W	15-3
4/2	Wisconsin Lutheran	W	16-1
4/4	Detroit*	W	11-6
4/4	Detroit*	L	5-8
4/5	Detroit*	L	3-4
4/5	Detroit*	L	1-2
4/7	at Northwestern	W	6-4
4/13	at Notre Dame	L	1-4
4/14	at La Crosse	W	10-1
4/14	at La Crosse	W	11-1
4/17	at Butler*	W	1-0
4/18	at Butler*	W	11-9
4/18	at Butler*	W	3-0
4/19	at Butler*	L	5-11
4/22	Eastern Illinois	L	0-3
4/22	Eastern Illinois	W	6-5
4/24	Wright State*	W	6-4
4/25	Wright State*	L	6-8
4/25	Wright State*	W	7-1
4/26	Wright State*	W	15-14
4/28	at Chicago State	W	6-0
4/28	at Chicago State	W	8-0
4/30	NE Illinois	W	9-1
4/30	NE Illinois	W	13-4
5/1	at Cleveland State*	L	3-4
5/1	at Cleveland State*	W	18-6
5/2	at Cleveland State*	W	5-3
5/2	at Cleveland State*	W	9-4
5/8	vs. Cleveland State #	W	11-4
5/9	vs. Butler #	L%	4-5
5/10	vs. Detroit #	W	6-1
5/10	vs. Butler #	L	2-6

1997 28-30 (13-11/3rd)

Jerry Augustine			MCC
2/26	vs. St. Joseph's (IN)	W	4-1
2/26	vs. St. Joseph's (IN)	L	2-6
3/2	at Creighton	L	11-18
3/2	at Creighton	L	3-4
3/3	at Creighton	L	6-8
3/4	at Kansas State	L	4-5
3/4	at Kansas State	L	3-10
3/8	at Eastern Illinois	L	1-13
3/8	at Eastern Illinois	L	2-12
3/15	at Wright State*	L	2-3
3/16	at Wright State*	L	0-8
3/16	at Wright State*	W	12-8
3/17	at Wright State*	L	1-5
3/20	at Iowa State	L	3-4
3/20	at Iowa State	L	0-1
3/23	Valparaiso	W	3-1
3/23	Valparaiso	L	4-11
3/26	at Minnesota	L	7-11
3/26	at Minnesota	L	3-8
3/27	Cleveland State*	W	2-1
3/27	Cleveland State*	W	6-3
3/30	Cleveland State*	L	2-4
3/30	Cleveland State*	L	5-7

** League Game // ^ Game Played at Miller Park // # Horizon League Tournament // % Extra Innings*
Home Games at Simmons Field (1992-93), Hank Aaron Field (1994-2019), Franklin Field (2020-Present) Unless otherwise noted

GAME-BY-GAME RESULTS

4/1	at Northwestern	L	0-1
4/3	at Notre Dame	L	7-12
4/3	at Notre Dame	W	2-1
4/5	at Detroit*	L	3-5
4/6	at Detroit*	L	15-16
4/6	at Detroit*	L	11-13
4/7	at Detroit*	W	9-5
4/9	at NE Illinois	W	3-2
4/9	at NE Illinois	W	12-9
4/10	at Chicago State	W	6-0
4/15	Parkside	W	3-1
4/15	Parkside	W	4-0
4/16	Wisconsin Lutheran	W	9-3
4/17	at Viterbo	W	10-0
4/17	at Viterbo	L	8-11
4/19	Butler*	W	2-1
4/19	Butler*	W	3-2
4/20	Butler*	W	2-1
4/20	Butler*	W	6-4
4/23	at Iowa	W	1-0
4/23	at Iowa	W	2-1
4/24	NE Illinois	W	8-0
4/24	NE Illinois	W	17-11
4/26	Northern Illinois*	L	10-11
4/26	Northern Illinois*	W	7-2
4/27	Northern Illinois*	W	6-5
4/27	Northern Illinois*	L	5-11
4/29	at Northwestern	L	7-14
5/3	at UIC*	L	3-4
5/3	at UIC*	W	5-4
5/4	at UIC*	W	18-8
5/4	at UIC*	W	5-1
5/7	Chicago State	W	6-3
5/9	vs. Detroit #	L	6-7
5/10	vs. Wright State #	L	1-10

1996 **23-26 (13-8/2nd)**
Jerry Augustine **MCC**

3/9	at Middle Tenn. State	L	0-5
3/10	at Middle Tenn. State	L	2-10
3/10	at Middle Tenn. State	L	6-9
3/11	at Cumberland	L	4-7
3/11	at Cumberland	L	8-9
3/12	at Vanderbilt	L	1-8
3/13	vs. Indiana Tech	W	5-3
3/13	at Western Kentucky	L	7-8
3/14	at Austin Peay	L	6-18
3/24	at Butler*	L	4-6
3/24	at Butler*	W	10-4
3/25	at Butler*	L	4-5
3/30	at Cleveland State*	W	5-4
3/30	at Cleveland State*	W	10-5
3/31	at Cleveland State*	W	6-5
3/31	at Cleveland State*	W	9-3
4/7	Wright State*	W	3-0
4/7	Wright State*	W	8-6
4/8	at Notre Dame	L	6-8
4/9	at NE Illinois	L	4-6
4/9	at NE Illinois	L	2-7
4/11	at Valparaiso	W	17-8
4/11	at Valparaiso	W	10-2
4/13	UIC*	L	1-5
4/13	UIC*	L	4-10
4/14	UIC*	L	4-8
4/14	UIC*	W	23-2
4/16	at Minnesota	L	2-5
4/16	at Minnesota	L	2-10
4/17	Chicago State	W	4-3
4/17	Chicago State	W	8-3
4/20	at Northern Illinois*	W	10-5
4/20	at Northern Illinois*	W	15-10
4/21	at Northern Illinois*	L	0-3
4/21	at Northern Illinois*	W	9-0
4/23	Cardinal Stritch	W	14-4
4/24	at Northwestern	L	5-6
4/25	NE Illinois	L	9-21
4/25	NE Illinois	W	8-3
4/27	Detroit*	L	4-5
4/27	Detroit*	W	5-3
4/28	Detroit*	L	6-9
4/28	Detroit*	W	10-9
5/5	at Iowa	W	8-5
5/5	at Iowa	W	2-0
5/7	at Northwestern	L	9-10
5/11	vs. UIC #	L	5-8
5/11	at Butler #	W	9-5
5/12	vs. Northern Illinois #	L	1-4

1995 **21-24 (6-9/4th)**
Jerry Augustine **MCC (West)**

3/10	vs. Youngstown State	W	16-6
3/11	vs. Bowling Green	W	6-5
3/12	at Eastern Kentucky	L	1-2
3/13	at Eastern Kentucky	L	0-20
3/14	at Morehead State	W	4-1
3/15	at Morehead State	W	8-1
3/15	at Morehead State	L	10-13
3/16	vs. Indiana Tech	W	5-4
3/16	at W. Kentucky	W	10-9
3/17	at Austin Peay	W	6-4
3/18	at Austin Peay	L	2-4
3/18	at Austin Peay	L	4-5
3/25	at Xavier	W	6-5
3/25	at Xavier	W	9-3
3/26	at Xavier	L	4-7
3/26	at Xavier	L%	3-5
4/5	at Eastern Illinois	W	7-5
4/7	at Notre Dame*	W	10-6
4/8	at Notre Dame*	L	6-7
4/8	at Notre Dame*	L	1-10
4/13	Chicago State	W	7-5
4/15	at UIC*	L	0-6
4/15	at UIC*	W	1-0
4/16	at UIC*	W	2-0
4/16	at UIC*	L	3-7
4/19	at Northwestern	L	1-3
4/19	at Northwestern	L	4-5
4/22	Northern Illinois*	L	4-6
4/22	Northern Illinois*	L	4-12
4/23	Northern Illinois*	L	9-13
4/23	Northern Illinois*	W	8-5
4/25	Northern Iowa	L	5-10
4/25	Northern Iowa	L	3-4
4/27	at Minnesota	L	3-15
4/28	Cardinal Stritch	W	9-3
4/29	at Butler*	L	3-6
4/29	at Butler*	W	14-10
4/30	at Butler*	L	6-8
4/30	at Butler*	W	15-5
5/2	at Chicago State	W	9-3
5/2	at Chicago State	W	7-5
5/5	at Iowa	L	4-10
5/5	at Iowa	L	4-6
5/6	NE Illinois	L	2-3
5/6	NE Illinois	W	3-2

1994 **20-30 (9-12/6th)**
Bill Schufreider **Mid-Con**

3/12	at Morehead State	L	2-5
3/12	at Morehead State	L	3-4
3/14	at Cumberland	L	2-3
3/14	at Cumberland	L	2-7
3/15	at Tennessee Tech	L	1-6
3/15	at Tennessee Tech	W	6-2
3/16	at Murray State	W	6-4
3/16	at Murray State	W	4-1
3/17	at Western Kentucky	L	0-2
3/18	at Western Kentucky	L	16-17
3/19	at Middle Tenn. State	L	2-7
3/19	at Middle Tenn. State	L	3-10
3/23	at Illinois State	L	2-4
3/23	at Illinois State	L	3-7
3/26	Eastern Illinois	L	0-3
3/26	Eastern Illinois	L	1-2
3/30	at Northern Iowa	L	2-3
3/30	at Northern Iowa	W	3-2
4/2	at Youngstown State*	W	4-0
4/2	at Youngstown State*	W	7-3
4/5	at Northern Illinois*	W	7-6
4/9	at Western Illinois*	W	6-1
4/9	at Western Illinois*	L	5-6
4/14	at Northwestern	L	1-8
4/15	at Notre Dame	L	3-12
4/15	at Notre Dame	L	8-14
4/16	at NE Illinois	W	13-7
4/16	at NE Illinois	L	5-11
4/17	NE Illinois	W	6-5
4/17	NE Illinois	L	5-11
4/21	at Northern Illinois*	W	8-5
4/21	at Northern Illinois*	L	0-11
4/23	Wright State*	L	0-4
4/23	Wright State*	L	0-1
4/24	Wright State*	L	2-6
4/26	Chicago State	W	7-2
4/26	Chicago State	W	1-0
5/1	at UIC*	L	1-2
5/1	at UIC*	L	3-7
5/2	UIC*	L	3-9
5/3	Northern Iowa	W	5-4
5/3	Northern Iowa	W	7-6
5/4	at Chicago State	L	5-6
5/4	at Chicago State	W	5-3
5/8	at Valparaiso*	L	0-2
5/8	at Valparaiso*	W	11-8
5/8	at Valparaiso*	W	10-5
5/14	Cleveland State*	W	2-1
5/14	Cleveland State*	W	4-3
5/15	Cleveland State*	L	2-11

1993 **10-19**
Scott Kugi **Independent**

3/21	at Butler	W	3-2
3/21	at Butler	L	1-6
3/22	at Butler	L	1-2
3/22	at Butler	L	5-8
3/24	at Evansville	L	5-8
4/6	at Bradley	L	3-5
4/6	at Bradley	L%	3-4
4/13	at Northern Illinois	W	9-3
4/13	at Northern Illinois	L	3-9
4/18	Concordia (WI)	W	28-3
4/18	Concordia (WI)	W	14-3
4/22	St. Francis (IL)	L	1-13
4/22	St. Francis (IL)	L	5-7
4/24	at Chicago State	W	21-3
4/24	at Chicago State	W	11-3
4/25	at Chicago State	L	2-3
4/26	Parkside	L	5-10
4/26	Parkside	L	0-5
4/28	at Valparaiso	L	3-5
4/28	at Valparaiso	W	2-1
5/1	Cardinal Stritch	W	9-7
5/1	Cardinal Stritch	W	10-3
5/2	at St. Xavier	L	4-15
5/6	at UIC	L	2-3
5/6	at UIC	W	10-9
5/7	at Parkside	L	1-5
5/7	at Parkside	L	4-5
5/9	NE Illinois	L	4-11
5/9	NE Illinois	L	2-3

1992 **14-32**
Scott Kugi **Independent**

2/29	at Indiana	L	0-18
3/1	at Indiana	L	1-19
3/1	at Indiana	L	5-25
3/15	at Southern Tech	L	2-5
3/15	at Southern Tech	L	3-6
3/16	at DeKalb (GA)	L	1-3
3/16	at DeKalb (GA)	W	8-2
3/17	at DeKalb (GA)	L	5-6
3/17	at DeKalb (GA)	W	3-0
3/18	at Western Georgia	L	7-8
3/20	at Piedmont	L	0-10
3/20	at Piedmont	L	1-9
3/21	at Georgia State	W	7-2
3/24	at Northern Iowa	W	22-17
3/25	at Northern Iowa	L	6-7
3/25	at Northern Iowa	L	3-6
4/6	Parkside	L	1-9
4/6	Parkside	L	5-14
4/9	at Northern Illinois	W	8-6
4/9	at Northern Illinois	W	6-5
4/12	at St. Francis (IL)	L	0-3
4/12	at St. Francis (IL)	L	1-6
4/17	Northern Illinois	L	1-4
4/17	Northern Illinois	L	4-5
4/20	NE Illinois	L	3-15
4/20	NE Illinois	W	7-6
4/21	at UIC	L	4-9
4/21	at UIC	L	1-4
4/22	Northern Iowa	L	4-10
4/22	Northern Iowa	L	2-5
4/26	Viterbo	W	6-1
4/26	Viterbo	W	3-1
4/27	at Parkside	L	0-1
4/27	at Parkside	W	5-1
4/28	St. Francis (IL)	L	4-6
4/28	St. Francis (IL)	L	5-15
4/30	at Chicago State	W	2-1
4/30	at Chicago State	L	1-2
5/1	at Lewis	L	5-11
5/3	at NE Illinois	L	0-1
5/3	at NE Illinois	L	2-7
5/4	at Chicago State	W	8-2
5/6	at Edgewood	W	9-1
5/6	at Edgewood	W	7-2
5/7	at UIC	L	4-5
5/8	Lewis	L	13-14

1991 **9-35**
Scott Kugi **Independent**

3/2	at Indiana	L	0-8
3/3	at Indiana	L	4-5
3/23	vs. Loras	W	9-2
3/24	at DeKalb (GA)	L	2-3
3/24	at DeKalb (GA)	L	8-16
3/25	at Shorter	L	1-4
3/25	at Shorter	L	2-6
3/26	at DeKalb (GA)	L	1-4
3/26	at DeKalb (GA)	L	5-6
3/27	at Southern Tech	L	2-3
3/27	at Southern Tech	L	1-2
3/28	at Kennesaw State	L	1-9
4/3	at Oshkosh	L	3-4
4/3	at Oshkosh	L	0-3
4/4	Madison Tech	W	10-6
4/5	Carthage	L	3-7
4/6	at Northern Iowa	L	0-7
4/6	at Northern Iowa	W	14-9
4/7	at Northern Iowa	L	5-6
4/7	at Northern Iowa	L	1-5
4/11	at NE Illinois	L	2-7
4/11	at NE Illinois	L	4-8
4/16	Lewis	L	3-4
4/16	Lewis	L	1-4
4/18	at Parkside	L	0-4
4/18	at Parkside	L	1-2
4/21	at St. Francis (IL)	L	2-3
4/21	at St. Francis (IL)	L	2-12
4/22	St. Francis (IL)	L	1-8
4/22	St. Francis (IL)	W	7-5
4/24	at Wisconsin	L	0-2
4/25	at Illinois State	L	5-6
4/27	at Chicago State	L	1-2
4/27	at Chicago State	W	3-0
4/28	Chicago State	W	9-8
4/28	Chicago State	W	6-1

** League Game // ^ Game Played at Miller Park // # Horizon League Tournament // % Extra Innings*
Home Games at Simmons Field (1992-93), Hank Aaron Field (1994-2019), Franklin Field (2020-Present) Unless otherwise noted

4/30	NE Illinois	L	2-3
4/30	NE Illinois	L	2-3
5/2	at Lewis	L	0-10
5/2	at Lewis	L	14-15
5/4	Parkside	W	7-3
5/4	Parkside	W	11-1

Home games played multiple sites

****

Milwaukee has more victories against Youngstown State than any other team in its NCAA Division I history.

1. Youngstown State - 70
2. Wright State - 66
3. UIC - 65
4. Butler - 61
5. Cleveland State - 58
6. Chicago State - 50

The Panthers highest winning percentage (minimum 10 games played) against any DI opponent is .806 against Chicago State.

1. Chicago State (50-12, .806)
2. Cleveland State (58-21, .734)
3. Bradley (13-6, .684)
4. Butler (61-29-1, .676)
5. Detroit Mercy (25-14, .641)
6. Youngstown State (70-46, .603)

On the other end of the spectrum, the lowest winning percentage the Panthers have against a team that they have defeated at least once is .056 against Nebraska. Milwaukee has gone just 1-17 all-time against the Huskers.

ALL-TIME IN HOME GAMES

Year	W	L	Pct.
1991	6	7	.462
1992	3	10	.231
1993	4	6	.400
1994	7	8	.467
1995	4	6	.400
1996	9	6	.600
1997	15	5	.750
1998	13	4	.765
1999	10	8	.555
2000	14	4	.778
2001	12	1	.923
2002	16	4	.800
2003	11	2	.846
2004	5	6	.455
2005	11	4	.733
2006	12	7	.632
2007	12	8	.600
2008	8	7	.533
2009	14	1	.933
2010	17	4	.810
2011	11	8	.578
2012	13	6	.684
2013	13	0	1.000
2014	10	6	.625
2015	17	5	.773
2016	11	4	.733
2017	10	4	.714
2018	9	4	.692
2019	10	4	.714
2020	0	0	---
2021	12	12	.500
2022	8	14	.364
2023	12	7	.631
Total	**331**	**168**	**.663**
Multiple Sites (1991)	**6**	**7**	**.462**
Simmons Field (1992-1993)	**7**	**16**	**.304**
Henry Aaron Field (1994-2019)	**294**	**126**	**.700**
Franklin Field (2020-Present)	**32**	**33**	**.492**

ALL-TIME AT AMERICAN FAMILY FIELD

Year	W	L	Pct.
2002	2	0	1.000
2003	2	0	1.000
2004	1	1	.500
2005	1	1	.500
2006	2	0	1.000
2007	1	1	.500
2008	0	2	.000
2009	2	0	1.000
2010	1	2	.333
2011	1	1	.500
2012	1	0	1.000
2013	1	0	1.000
2014	0	1	.000
2015	1	0	1.000
2016	0	1	.000
2017	1	0	1.000
2018	0	1	.000
2019	1	0	1.000
2020-21 (DNP)	-	-	-
2022	1	0	1.000
2023	1	0	1.000
Total	**20**	**11**	**.645**

Through a marketing agreement between the University and the Brewers, Milwaukee has hosted 31 games at American Family Field, formerly Miller Park, in the last 22 seasons.

** League Game // ^ Game Played at Miller Park // # Horizon League Tournament // % Extra Innings*
Home Games at Simmons Field (1992-93), Hank Aaron Field (1994-2019), Franklin Field (2020-Present) Unless otherwise noted

MAJOR LEAGUE BASEBALL DRAFT PICKS



RILEY FREY
Drafted by Atlanta Braves
19th Round, 2023



AJ BLUBAUGH
Drafted by Houston Astros
7th Round, 2022



JAKE SOMMERS
Drafted by St. Louis Cardinals
10th Round, 2019

TREVOR SCHWECKE
Drafted by Toronto Blue Jays
13th Round, 2019

AUSTIN SCHULFER
Drafted by Minnesota Twins
19th Round, 2018



DAULTON VARSHO
Drafted by Arizona Diamondbacks
2nd Round, 2017 (Competitive Balance Round B, Followed Round 2)



ADAM REUSS
Drafted by Oakland A's
29th Round, 2017



BRIAN KELLER
Drafted by New York Yankees
39th Round, 2016

JUSTIN LANGLEY
Drafted by Miami Marlins
16th Round, 2015



SAM KOENIG
Drafted by Los Angeles Angels
27th Round, 2015



MITCH GHELFI
Drafted by Milwaukee Brewers
28th Round, 2015



JOSHUA UHEN
Drafted by Milwaukee Brewers
5th Round, 2013



JORDAN GUTH
Drafted by Philadelphia Phillies
9th Round, 2012



ERIC SEMMELHACK
Drafted by Milwaukee Brewers
12th Round, 2012

PAUL HOENECKE
Drafted by Los Angeles Dodgers
24th Round, 2012



CHAD PIERCE
Drafted by Milwaukee Brewers
38th Round, 2011



MIKE GOETZ
Drafted by Milwaukee Brewers
25th Round, 2006

JOHN VANDEN BERG
Drafted by Los Angeles Dodgers
35th Round, 2002



SCOTT GILLITZER
Drafted by Los Angeles Dodgers
22nd Round, 2001

CHAD SADOWSKI
Drafted by Philadelphia Phillies (23rd Round, 2000)
Drafted by Milwaukee Brewers (23rd Round, 1999)



LEE JARAMILLO
Drafted by Milwaukee Brewers
31st Round, 1998

JASON WESEMAN
Drafted by Philadelphia Phillies
20th Round, 1996



TIM OLSZEWSKI
Drafted by Baltimore Orioles
15th Round, 1995



CORY BIGLER
Drafted by Pittsburgh Pirates
23rd Round, 1995

CRAIG SCHEFFLER
Drafted by Los Angeles Dodgers
12th Round, 1993

Note: This chart represents the Milwaukee Panthers players who were selected in the Major League Baseball Draft and went on to play professionally as well.